

# Optimal Bandwidth Choice for the Regression Discontinuity Estimator

GUIDO IMBENS

*Harvard University*

and

KARTHIK KALYANARAMAN

*University College London*

*First version received August 2009; final version accepted August 2011 (Eds.)*

We investigate the choice of the bandwidth for the regression discontinuity estimator. We focus on estimation by local linear regression, which was shown to have attractive properties (Porter, J. 2003, “Estimation in the Regression Discontinuity Model” (unpublished, Department of Economics, University of Wisconsin, Madison)). We derive the asymptotically optimal bandwidth under squared error loss. This optimal bandwidth depends on unknown functionals of the distribution of the data and we propose simple and consistent estimators for these functionals to obtain a fully data-driven bandwidth algorithm. We show that this bandwidth estimator is optimal according to the criterion of Li (1987, “Asymptotic Optimality for  $C_p$ ,  $C_L$ , Cross-validation and Generalized Cross-validation: Discrete Index Set”, *Annals of Statistics*, 15, 958–975), although it is not unique in the sense that alternative consistent estimators for the unknown functionals would lead to bandwidth estimators with the same optimality properties. We illustrate the proposed bandwidth, and the sensitivity to the choices made in our algorithm, by applying the methods to a data set previously analysed by Lee (2008, “Randomized Experiments from Non-random Selection in U.S. House Elections”, *Journal of Econometrics*, 142, 675–697) as well as by conducting a small simulation study.

*Key words:* Optimal bandwidth selection, Local linear regression, Regression discontinuity designs, Cross-validation

*JEL Codes:* C13, C14, C21

## 1. INTRODUCTION

Regression discontinuity (RD) designs for evaluating causal effects of interventions, where assignment to the intervention is (partly) determined by the value of an observed covariate exceeding a threshold, were introduced by [Thistlewaite and Campbell \(1960\)](#). See [Shadish, Campbell and Cook \(2002\)](#) and [Cook \(2008\)](#) for a historical perspective. A recent surge of applications in economics includes studies of the impact of financial aid offers on college acceptance ([Van Der Klaauw, 2002](#)), school quality on housing values ([Black, 1999](#)), class size on student achievement ([Angrist and Lavy, 1999](#)), air quality on health outcomes ([Chay and Greenstone, 2005](#)), incumbency on re-election ([Lee, 2008](#)), and many others. Recent important theoretical work has dealt with identification issues ([Hahn, Todd and Van Der Klaauw, 2001](#), HTV from hereon), optimal estimation ([Porter, 2003](#)), tests for validity of the design ([McCrary, 2008](#)), quantile effects

(Frandsen, 2008; Frölich and Melly, 2008), and the inclusion of covariates (Frölich, 2007). General surveys include Imbens and Lemieux (2008), Van Der Klaauw (2008), and Lee and Lemieux (2010).

In RD settings, analyses typically focus on the average effect of the treatment for units with values of the forcing variable close to the threshold, using local linear, or global polynomial series estimators. Fan and Gijbels (1992) and Porter (2003) show that local linear estimators are rate optimal and have attractive bias properties. A key decision in implementing local methods is the choice of bandwidth. In current practice researchers use a variety of *ad hoc* approaches for bandwidth choice, such as standard plug-in and cross-validation methods from the general non-parametric regression literature (e.g. Fan and Gijbels, 1992, Härdle, 1992, Wand and Jones, 1994). These are typically based on objective functions which take into account the performance of the estimator of the regression function over the entire support and do not yield optimal bandwidths for the problem at hand. There are few papers in the literature that use bandwidths which focus specifically on the RD setting (Ludwig and Miller, 2007; DesJardins and McCall, 2008; see discussion later in the paper), and none with optimality properties. In this paper, we build on this literature by (i) deriving the asymptotically optimal bandwidth under squared error loss, taking account of the special features of the RD setting, and (ii) providing a fully data-dependent method for choosing the bandwidth that is asymptotically optimal in the sense of Li (1987).<sup>1</sup> Although optimal in large samples, the proposed algorithm involves initial bandwidth choices and is not unique. We analyse the sensitivity of the results to these choices. We illustrate our proposed algorithm using a data set previously analysed by Lee (2008) and compare our procedure to global methods and other local methods based on other error criteria. Simulations indicate that our proposed algorithm works well in realistic settings.

## 2. BASIC MODEL

In the basic RD setting, researchers are interested in the causal effect of a binary treatment. In the setting, we consider that we have a sample of  $N$  units, drawn randomly from a large population. For unit  $i$ , for  $i = 1, \dots, N$ , using Rubin's (1974) potential outcome notation, the variable  $Y_i(1)$  denotes the potential outcome for unit  $i$  given treatment and  $Y_i(0)$  denotes the potential outcome without treatment. For unit  $i$ , we observe the treatment received,  $W_i$ , equal to 1 if unit  $i$  was exposed to the treatment and 0 otherwise, and the outcome corresponding to the treatment received:

$$Y_i = Y_i(W_i) = \begin{cases} Y_i(0) & \text{if } W_i = 0, \\ Y_i(1) & \text{if } W_i = 1. \end{cases}$$

We also observe for each unit a scalar covariate, called the forcing variable, denoted by  $X_i$ . In Section 5, we discuss the case with additional covariates. Define

$$m(x) = \mathbb{E}[Y_i | X_i = x],$$

to be the conditional expectation of the outcome given the forcing variable. The idea behind the sharp regression discontinuity (SRD) design is that the treatment  $W_i$  is determined solely by the value of the forcing variable  $X_i$  being on either side of a fixed and known threshold  $c$  or:

$$W_i = \mathbf{1}_{X_i \geq c}.$$

1. Matlab and Stata software for implementing this bandwidth rule is available on the Web site <http://www.economics.harvard.edu/faculty/imbens/imbens.html>.

In Section 5, we extend the SRD setup to the case with additional covariates and to the fuzzy regression discontinuity (FRD) design, where the probability of receiving the treatment jumps discontinuously at the threshold for the forcing variable, but not necessarily from zero to one.

In the SRD design, the focus is on average effect of the treatment for units with covariate values equal to the threshold:

$$\tau_{\text{SRD}} = \mathbb{E}[Y_i(1) - Y_i(0)|X_i = c].$$

Now suppose that the conditional distribution functions  $F_{Y(0)|X}(y|x)$  and  $F_{Y(1)|X}(y|x)$  are continuous in  $x$  for all  $y$  and that the conditional first moments  $\mathbb{E}[Y_i(1)|X_i = x]$  and  $\mathbb{E}[Y_i(0)|X_i = x]$  exist and are continuous at  $x = c$ . Then

$$\tau_{\text{SRD}} = \mu_+ - \mu_-, \quad \text{where } \mu_+ = \lim_{x \downarrow c} m(x) \quad \text{and} \quad \mu_- = \lim_{x \uparrow c} m(x).$$

Thus, the estimand is the difference of two regression functions evaluated at boundary points.

We focus on estimating  $\tau_{\text{SRD}}$  by separate local linear regressions on both sides of the threshold. We view local non-parametric methods as attractive in this setting compared to methods based on global approximations to the regression function (e.g. higher-order polynomials applied to the full data set) because local methods build in robustness by ensuring that observations with values for the forcing variable far away from the threshold do not affect the point estimates. Furthermore, in the RD setting, local linear regression estimators are preferred to the standard Nadaraya–Watson kernel estimator because local linear methods have attractive bias properties in estimating regression functions at the boundary (Fan and Gijbels, 1992) and enjoy rate optimality (Porter, 2003).

To be explicit, we estimate the regression function  $m(\cdot)$  at  $x$  as

$$\hat{m}_h(x) = \begin{cases} \hat{\alpha}_-(x) & \text{if } x < c, \\ \hat{\alpha}_+(x) & \text{if } x \geq c, \end{cases} \tag{1}$$

where

$$(\hat{\alpha}_-(x), \hat{\beta}_-(x)) = \arg \min_{\alpha, \beta} \sum_{i=1}^N \mathbf{1}_{X_i < x} \cdot (Y_i - \alpha - \beta(X_i - x))^2 \cdot K\left(\frac{X_i - x}{h}\right),$$

where  $K(\cdot)$  is a kernel function described later, and  $h$  is the bandwidth, and,

$$(\hat{\alpha}_+(x), \hat{\beta}_+(x)) = \arg \min_{\alpha, \beta} \sum_{i=1}^N \mathbf{1}_{X_i > x} \cdot (Y_i - \alpha - \beta(X_i - x))^2 \cdot K\left(\frac{X_i - x}{h}\right).$$

Then, we can write the estimator for  $\tau_{\text{SRD}}$  as the difference in two regression estimators,

$$\hat{\tau}_{\text{SRD}} = \hat{\mu}_+ - \hat{\mu}_-,$$

where the two regression estimators are

$$\hat{\mu}_- = \lim_{x \uparrow c} \hat{m}_h(x) = \hat{\alpha}_-(c) \quad \text{and} \quad \hat{\mu}_+ = \lim_{x \downarrow c} \hat{m}_h(x) = \hat{\alpha}_+(c).$$

The focus in this paper is on the optimal choice for the bandwidth  $h$ .

### 3. ERROR CRITERION AND INFEASIBLE OPTIMAL BANDWIDTH CHOICE

In this section, we discuss the objective function and derive the optimal bandwidth  $h_{\text{opt}}$  under that criterion.

### 3.1. Error criteria

The primary question studied in this paper concerns the optimal choice of the bandwidth  $h$ . In the current empirical literature, researchers often choose the bandwidth by either cross-validation or *ad hoc* methods. See Härdle (1992), Fan and Gijbels (1992), and Wand and Jones (1994) for textbook discussions of cross-validation and related methods, and Ludwig and Miller (2007) for a specific implementation in the RD settings. Conventional cross-validation yields a bandwidth that is optimal for fitting a curve over the entire support of the data. Typically, it leads to a bandwidth choice that minimizes an approximation to the mean integrated squared error criterion (MISE),

$$\text{MISE}(h) = \mathbb{E} \left[ \int_x (\hat{m}_h(x) - m(x))^2 f(x) dx \right],$$

where  $f(x)$  is the density of the forcing variable. This criterion is not directly relevant for the problem at hand: we wish to choose a bandwidth that is optimal for estimating  $\tau_{\text{SRD}}$ . This estimand has two special features that are not captured in the MISE criterion. First,  $\tau_{\text{SRD}}$  depends on  $m(x)$  only through two values and specifically their difference. Second, both these values are boundary values.

Our proposed criterion is based on the expectation of the asymptotic expansion, around  $h = 0$ , of the squared error  $(\hat{\tau}_{\text{SRD}} - \tau_{\text{SRD}})^2$ . First, define the mean squared error:

$$\text{MSE}(h) = \mathbb{E}[(\hat{\tau}_{\text{SRD}} - \tau_{\text{SRD}})^2] = \mathbb{E}[(\hat{\mu}_+ - \mu_+) - (\hat{\mu}_- - \mu_-)]^2, \quad (2)$$

and let  $h^*$  be the optimal bandwidth that minimizes this criterion:

$$h^* = \arg \min_h \text{MSE}(h). \quad (3)$$

This criterion is difficult to work with directly. The problem is that in many cases even as the sample sizes become infinite, the optimal bandwidth  $h^*$  will not converge to zero. This is because biases in different parts of the regression function away from the threshold may be offsetting.<sup>2</sup> In such cases, the optimal bandwidth  $h^*$  can be very sensitive to the actual distribution and regression function. Moreover, it does not seem appropriate to base estimation on global criteria when identification is local. We therefore follow the standard bandwidth choice literature in statistics by focusing on the bandwidth that minimizes a first-order approximation to  $\text{MSE}(h)$ , what we call the asymptotic mean squared error or  $\text{AMSE}(h)$ .

A second comment concerns our focus on a single bandwidth. Because the estimand,  $\tau_{\text{SRD}}$ , is a function of the regression function at two points, an alternative would be to allow for a different bandwidth for these two points,  $h_-$  for estimating  $\mu_-$ , and  $h_+$  for estimating  $\mu_+$  and focus on an objective function that is an approximation to

$$\text{MSE}(h_-, h_+) = \mathbb{E}[(\hat{\mu}_+(h_+) - \mu_+) - (\hat{\mu}_-(h_-) - \mu_-)]^2, \quad (4)$$

instead of focusing on an approximation to  $\text{MSE}(h)$ . Doing so would raise an important issue. We focus on minimizing mean squared error, equal to variance plus bias squared. Suppose that for both estimators, the biases,  $\mathbb{E}[\hat{\mu}_-(h_-)] - \mu_-$  and  $\mathbb{E}[\hat{\mu}_+(h_+)] - \mu_+$ , are strictly increasing

2. To be explicit, consider a simple example where we are interested in estimating a regression function  $g(x)$  at a single point, say  $g(0)$ . Suppose the covariate  $X$  has a uniform distribution on  $[0, 1]$ . Suppose the regression function is  $g(x) = (x - 1/4)^2 - 1/16$ . With a uniform kernel, the estimator for  $g(0)$  is, for a bandwidth  $h$ , equal to  $\sum_{i: X_i < h} X_i / \sum_{i: X_i < h} 1$ . As a function of the bandwidth  $h$ , the bias is equal to  $h^2/3 - h/4$ , conditional on  $\sum_{i: X_i < h} 1$ . Thus, the bias is zero at  $h = 3/4$ , and if we minimize the expected squared error, the optimal bandwidth will converge to  $3/4$  as the sample size gets large.

(or both strictly decreasing) functions of the bandwidth. Then, there is a function  $h_+(h_-)$  such that the bias of the RD estimate, that is the difference between the above biases cancel out:  $(\mathbb{E}[\hat{\mu}_-(h_-)] - \mu_-) - (\mathbb{E}[\hat{\mu}_+(h_+(h_-))] - \mu_+) = 0$ . Hence, we can minimize the mean squared error by letting  $h_-$  get large (the variance is generally a decreasing function of the bandwidth) and choosing  $h_+ = h_+(h_-)$ . Even if this does not hold exactly, the point is that a problem may arise that even for large bandwidths, the difference in bias may be close to zero. In practice, it is unlikely that one can effectively exploit the cancellation of biases for large bandwidths. This would make it difficult to construct practical bandwidth algorithms. Therefore, in order to avoid this problem, we focus in this discussion on a single bandwidth choice.

3.2. An asymptotic expansion of the expected error

The next step is to derive an asymptotic expansion of  $MSE(h)$  given equation (2) and formally define the asymptotic approximation  $AMSE(h)$ . First, we state the key assumptions. Not all these will be used immediately, but for convenience, we state them all here.

**Assumption 3.1.**  $(Y_i, X_i)$ , for  $i = 1, \dots, N$ , are independent and identically distributed.

**Assumption 3.2.** The marginal distribution of the forcing variable  $X_i$ , denoted  $f(\cdot)$ , is continuous and bounded away from zero at the threshold  $c$ .

**Assumption 3.3.** The conditional mean  $m(x) = \mathbb{E}[Y_i|X_i = x]$  has at least three continuous derivatives in an open neighbourhood of  $X = c$ . The right and left limits of the  $k$ th derivative of  $m(x)$  at the threshold  $c$  are denoted by  $m_+^{(k)}(c)$  and  $m_-^{(k)}(c)$ .

**Assumption 3.4.** The kernel  $K(\cdot)$  is non-negative, bounded, differs from zero on a compact interval  $[0, a]$ , and is continuous on  $(0, a)$ .

**Assumption 3.5.** The conditional variance function  $\sigma^2(x) = \text{Var}(Y_i|X_i = x)$  is bounded in an open neighbourhood of  $X = c$  and right and left continuous at  $c$ . The right and left limit at the threshold are denoted by  $\sigma_+^2(c)$  and  $\sigma_-^2(c)$ , respectively,  $\sigma_+^2(c) > 0$  and  $\sigma_-^2(c) > 0$ .

**Assumption 3.6.** The second derivatives from the right and the left differ at the threshold:  $m_+^{(2)}(c) \neq m_-^{(2)}(c)$ .

Now define the AMSE as a function of the bandwidth  $h$ :

$$AMSE(h) = C_1 \cdot h^4 \cdot (m_+^{(2)}(c) - m_-^{(2)}(c))^2 + \frac{C_2}{N \cdot h} \cdot \left( \frac{\sigma_+^2(c)}{f(c)} + \frac{\sigma_-^2(c)}{f(c)} \right). \tag{5}$$

The constants  $C_1$  and  $C_2$  in this approximation are functions of the kernel:

$$C_1 = \frac{1}{4} \left( \frac{v_2^2 - v_1 v_3}{v_2 v_0 - v_1^2} \right)^2 \quad \text{and} \quad C_2 = \frac{v_2^2 \pi_0 - 2v_1 v_2 \pi_1 + v_1^2 \pi_2}{(v_2 v_0 - v_1^2)^2}, \tag{6}$$

where

$$v_j = \int_0^\infty u^j K(u) du \quad \text{and} \quad \pi_j = \int_0^\infty u^j K^2(u) du.$$

The first term in equation (5) corresponds to the square of the bias and the second term corresponds to the variance. The expression for  $AMSE(h)$  clarifies the role that Assumption 3.6 will play. The leading term in the expansion of the bias is of order  $h^4$  if the left and right limits of the second derivative differ. If these two limits are equal, the bias converges to zero faster, allowing for estimation of  $\tau_{SRD}$  at a faster rate of convergence. It is difficult to exploit the improved

convergence rate that would result from this, in practice, because it would be difficult to establish sufficiently fast that two second derivatives are indeed equal, and therefore, we focus on optimality results given Assumption 3.6. Note, however, that even if the second derivatives are identical, our proposed estimator for  $\tau_{\text{SRD}}$  will be consistent.

An alternative approach would be to focus on a bandwidth choice that is optimal if the second derivatives from the left and right are identical. It is possible to construct such a bandwidth choice and still maintain consistency of the resulting estimator for  $\tau_{\text{SRD}}$  irrespective of the difference in second derivatives. However, such a bandwidth choice would generally not be optimal if the difference in second derivatives is non-zero. Thus, there is a choice between a bandwidth choice that is optimal under  $m_+^{(2)}(c) \neq m_-^{(2)}(c)$  and a bandwidth choice that is optimal under  $m_+^{(2)}(c) = m_-^{(2)}(c)$ . In the current paper, we choose to focus on the first case.

**Lemma 3.1 (Mean Squared Error Approximation and Optimal Bandwidth).**

(i) Suppose Assumptions 3.1–3.5 hold. Then,

$$\text{MSE}(h) = \text{AMSE}(h) + o_p\left(h^4 + \frac{1}{N \cdot h}\right).$$

(ii) Suppose that also Assumption 3.6 holds. Then,

$$h_{\text{opt}} = \arg \min_h \text{AMSE}(h) = C_K \cdot \left( \frac{\sigma_+^2(c) + \sigma_-^2(c)}{f(c) \cdot (m_+^{(2)}(c) - m_-^{(2)}(c))^2} \right)^{1/5} \cdot N^{-1/5}, \quad (7)$$

where  $C_K = (C_2/(4 \cdot C_1))^{1/5}$ , indexed by the kernel  $K(\cdot)$ .

For the edge kernel, with  $K(u) = \mathbf{1}_{|u| \leq 1}(1 - |u|)$ , shown by Cheng, Fan and Marron (1997) to have optimality properties for boundary estimation problems, the constant is  $C_{K, \text{edge}} \approx 3.4375$ . For another commonly used kernel, the uniform kernel with  $K(u) = \mathbf{1}_{|u| \leq 1/2}$ , the constant is approximately  $C_{K, \text{uniform}} \approx 5.40$ .

#### 4. FEASIBLE OPTIMAL BANDWIDTH CHOICE

In this section, we develop an estimator for the bandwidth and discuss its asymptotic properties. The proposed bandwidth estimator is fully data driven and based on substituting consistent estimators for the various components of the optimal bandwidth given in equation (7). It involves a number of choices for initial smoothing parameters in order to estimate these components. As is typically the case with plug-in estimators, these choices are not unique and can be replaced by others without affecting the asymptotic optimality of the procedure.

##### 4.1. A simple plug-in bandwidth

A natural choice for the estimator for the optimal bandwidth estimator is to replace the six unknown quantities in the expression for the optimal bandwidth  $h_{\text{opt}}$  in equation (7) by consistent estimators, leading to

$$\tilde{h}_{\text{opt}} = C_K \cdot \left( \frac{\hat{\sigma}_-^2(c) + \hat{\sigma}_+^2(c)}{\hat{f}(c) \cdot (\hat{m}_+^{(2)}(c) - \hat{m}_-^{(2)}(c))^2} \right)^{1/5} \cdot N^{-1/5}. \quad (8)$$

One potential concern here, however, is that the first-order bias may be extremely small or vanish in finite samples. This could happen for instance in the constant additive treatment effects

(CATEs) case where  $m_+^{(2)}(x) = m_-^{(2)}(x)$  for any  $x$ . In this case, the bandwidth that minimizes first-order mean squares is infinite (the denominator term is zero in equation (8))<sup>3</sup>.

More generally, even if the true value of the bias term is not zero, the precision with which we estimate the second derivatives  $m_+^{(2)}(c)$  and  $m_-^{(2)}(c)$  is likely to be low. Thus, the estimated optimal bandwidth  $\tilde{h}_{\text{opt}}$  will occasionally be very large, even when the data are consistent with a substantial degree of curvature. Thus, estimates of the bandwidth will be very imprecise and will have a large variance across repeated data sets. Moreover, such a bandwidth may lead to estimators for  $\tau_{\text{SRD}}$  with poor properties because the true finite sample bias depends on global properties of the regression function that are not captured by the asymptotic approximation used to calculate the bandwidth.<sup>4</sup>

**4.1.1. Regularization.** Motivated by the above concern that due to the error in the estimation of the true curvature, the error in the estimation of its squared reciprocal could potentially be large, leading to very large and ill-performing bandwidths, we modify the bandwidth estimator using ideas from the regularization literature.<sup>5</sup> A simple calculation establishes that the bias in the plug-in estimator for the reciprocal of the squared difference in second derivatives is

$$\begin{aligned} & \mathbb{E} \left[ \frac{1}{(\hat{m}_+^{(2)}(c) - \hat{m}_-^{(2)}(c))^2} - \frac{1}{(m_+^{(2)}(c) - m_-^{(2)}(c))^2} \right] \\ &= \left( \frac{3 \cdot (\mathbb{V}(\hat{m}_+^{(2)}(c)) + \mathbb{V}(\hat{m}_-^{(2)}(c)))}{(m_+^{(2)}(c) - m_-^{(2)}(c))^4} \right) + o(N^{-2\alpha}). \end{aligned}$$

This implies that, for  $r = 3 \cdot (\mathbb{V}(\hat{m}_-^{(2)}(c)) + \mathbb{V}(\hat{m}_+^{(2)}(c)))$ , the bias in the modified estimator for the reciprocal of the squared difference in second derivatives is of lower order:

$$\mathbb{E} \left[ \frac{1}{(\hat{m}_+^{(2)}(c) - \hat{m}_-^{(2)}(c))^2 + r} - \frac{1}{(m_+^{(2)}(c) - m_-^{(2)}(c))^2} \right] = o(N^{-2\alpha}).$$

This in turn motivates the modified bandwidth estimator

$$\hat{h}_{\text{opt}} = C_K \cdot \left( \frac{\hat{\sigma}_-^2(c) + \hat{\sigma}_+^2(c)}{\hat{f}(c)((\hat{m}_+^{(2)}(c) - \hat{m}_-^{(2)}(c))^2 + \hat{r}_- + \hat{r}_+)} \right)^{1/5} \cdot N^{-1/5}, \tag{9}$$

where

$$\hat{r}_- = 3 \cdot \hat{\mathbb{V}}(\hat{m}_-^{(2)}(c)) \quad \text{and} \quad \hat{r}_+ = 3 \cdot \hat{\mathbb{V}}(\hat{m}_+^{(2)}(c)).$$

Note that this bandwidth will not become infinite even in the cases when the difference in curvatures at the threshold is zero.

3. This problem is not unique to our specific estimator. In the general case of estimating a regression at an interior point, this occurs when the second derivative at that point is zero

4. As an aside, the same formal argument applies to the estimator of the density. If the estimated density is close to zero, the bandwidth estimator might become unstable. However, in practice that is rarely a concern: if the true density is so close to zero that one cannot estimate the density accurately at the threshold, it is unlikely that any estimates of the discontinuity will be precise enough to be of interest. We therefore focus on the complications arising from the difference in second derivatives being estimated to be close to zero.

5. Kalyanaraman (2008) has developed some theory about regularization in bandwidth selection in the different context of estimated smooth regression functionals.

**4.1.2. Implementing the regularization.** Consider first a simplification of the regularization term  $r = r_- + r_+$ , where  $r_-$  and  $r_+$  are three times the variance of the estimated curvatures on the left and the right, respectively. To be explicit, we estimate the second derivative  $m_+^{(2)}(c)$  by fitting a quadratic function to the observations with  $X_i \in [c, c + h]$ . The initial bandwidth  $h$  here will be different from the bandwidth  $\hat{h}_{\text{opt}}$  used in the estimation of  $\tau_{\text{SRD}}$ , and its choice will be discussed in Section 4.2. Let  $N_{h,+}$  be the number of units with covariate values in this interval. We assume homoskedasticity with error variance  $\sigma^2(c)$  in this interval. Let

$$\hat{\mu}_{j,h,+} = \frac{1}{N_{h,+}} \sum_{c \leq X_i \leq c+h} (X_i - \bar{X})^j, \quad \text{where } \bar{X} = \frac{1}{N_{h,+}} \sum_{c \leq X_i \leq c+h} X_i,$$

be the  $j$ th (centred) moment of the  $X_i$  in the interval  $[c, c + h]$ . We can derive the following explicit formula for three times the conditional variance of the curvature on the left, denoted by  $r_+$ , in terms of these moments:

$$r_+ = \frac{12}{N_{h,+}} \cdot \left( \frac{\sigma_+^2(c)}{\hat{\mu}_{4,h,+} - (\hat{\mu}_{2,h,+})^2 - (\hat{\mu}_{3,h,+})^2 / \hat{\mu}_{2,h,+}} \right).$$

However, because fourth moments are difficult to estimate precisely, we approximate this expression exploiting the fact that for small  $h$ , the distribution of the forcing variable can be approximated by a uniform distribution on  $[c, c + h]$ , so that  $\mu_{2,h,+} \approx h^2/12$ ,  $\mu_{3,h,+} \approx 0$ , and  $\mu_{4,h,+} \approx h^4/60$ . After substituting  $\hat{\sigma}_-^2(c)$  for  $\sigma_-^2(c)$  and  $\hat{\sigma}_+^2(c)$  for  $\sigma_+^2(c)$ , this leads to

$$\hat{r}_+ = \frac{2160 \cdot \hat{\sigma}_+^2(c)}{N_{h,+} \cdot h^4}, \quad \text{and similarly } \hat{r}_- = \frac{2160 \cdot \hat{\sigma}_-^2(c)}{N_{h,-} \cdot h^4}.$$

The proposed bandwidth is now obtained by adding the regularization term  $\hat{r} = \hat{r}_- + \hat{r}_+$  to the squared difference-in-curvature term in the bias term of MSE expansion:

$$\hat{h}_{\text{opt}} = C_K \cdot \left( \frac{\hat{\sigma}_-^2(c) + \hat{\sigma}_+^2(c)}{\hat{f}(c)((\hat{m}_+^{(2)}(c) - \hat{m}_-^{(2)}(c))^2 + \hat{r}_- + \hat{r}_+)} \right)^{1/5} \cdot N^{-1/5}. \tag{10}$$

To operationalize this proposed bandwidth, we need specific estimators  $\hat{f}(c)$ ,  $\hat{\sigma}_-^2(c)$ ,  $\hat{\sigma}_+^2(c)$ ,  $\hat{m}_-^{(2)}(c)$ , and  $\hat{m}_+^{(2)}(c)$ . In the next section, we discuss a specific way of doing so, leading to a completely data-driven bandwidth choice. This bandwidth estimator will be shown to have certain optimality properties. It should be noted though that our proposed bandwidth estimator is not unique in having these optimality properties. Any combination of consistent estimators for  $f(c)$ ,  $\sigma_-^2(c)$ ,  $\sigma_+^2(c)$ ,  $m_-^{(2)}(c)$ , and  $m_+^{(2)}(c)$  substituted into expression (10), with or without the regularity terms, will have the same optimality properties. Within this class, our proposed estimator is relatively simple, but the more important point is that it is a specific estimator, in the same spirit as the Silverman rule-of-thumb bandwidth for non-parametric density estimation: it gives a convenient starting point and benchmark for doing a sensitivity analyses regarding bandwidth choice.

In addition, we will address the sensitivity of our bandwidth estimator to the choices made in our algorithm in a simulation study. In general, we find the bandwidth selection algorithm to be relatively robust to these choices. This is not surprising given that the presence of the power 1/5 in the expression for the optimal bandwidth: for example, doubling the estimates for both  $\sigma_-^2(c)$  and  $\sigma_+^2(c)$  only increases the estimated bandwidth by a factor  $2^{1/5} \approx 1.18$ .



4.2. An algorithm for bandwidth selection

The reference bandwidth  $\hat{h}_{\text{opt}}$  is a function of estimates for  $f(c)$ ,  $\sigma_-^2(c)$ ,  $\sigma_+^2(c)$ ,  $m_-^{(2)}(c)$ , and  $m_+^{(2)}(c)$  and the kernel  $K(\cdot)$ . Here, we give a specific algorithm for implementation. In practice, we recommend using the theoretically optimal edge kernel, where  $K(u) = 1_{|u| \leq 1} \cdot (1 - |u|)$ , which also has consistently superior performance in simulations, although the algorithm is easily modified for other kernels by changing the kernel-specific constant  $C_K$ . To calculate the bandwidth, we also need estimators for the density at the threshold,  $f(c)$ , the conditional variances at the threshold,  $\sigma_-^2(c)$  and  $\sigma_+^2(c)$ , and the limits of the second derivatives at the threshold from the right and the left,  $m_-^{(2)}(c)$ ,  $m_+^{(2)}(c)$ . (The other components of equation (10),  $\hat{r}_-$  and  $\hat{r}_+$ , are functions of these four components.) The first three functionals are calculated in Step 1, the last two in Step 2. Step 3 puts these together with the appropriate kernel constant  $C_K$  to produce the reference bandwidth  $\hat{h}_{\text{opt}}$ .

We make the following choices in this algorithm. First, an initial bandwidth  $h_1$  and a kernel to estimate the density  $f_X(c)$  and the conditional outcome variances  $\sigma_-^2(c)$  and  $\sigma_+^2(c)$ . Second, a pair of bandwidths  $h_{2,-}$  and  $h_{2,+}$  for estimating the second derivatives  $m_-^{(2)}(c)$ ,  $m_+^{(2)}(c)$ . We choose these two bandwidths  $h_{2,-}$  and  $h_{2,+}$  optimally given the third derivative, which in turn we estimate globally. The choices for  $h_1$ , the initial kernel, and the estimator for the third derivative do not affect the asymptotic optimality properties of the bandwidth estimator, but they do affect the finite sample properties.

**Step 1.** Estimation of density  $f(c)$  and conditional variances  $\sigma_-^2(c)$  and  $\sigma_+^2(c)$ .

First, calculate the sample variance of the forcing variable,  $S_X^2 = \sum (X_i - \bar{X})^2 / (N - 1)$ . We now use the Silverman rule to get a pilot bandwidth for calculating the density and variance at  $c$ . The standard Silverman rule of  $h = 1.06 \cdot S_X \cdot N^{-1/5}$  is based on a normal kernel and a normal reference density. We modify this for the uniform kernel on  $[-1, 1]$  and the normal reference density and calculate the pilot bandwidth  $h_1$  as follows:

$$h_1 = 1.84 \cdot S_X \cdot N^{-1/5}.$$

We assess the sensitivity of the choice of a uniform kernel in the final simulations. We choose the uniform kernel because we are interested in a simple estimate of density, that is proportion of observations near the threshold (which is a kernel density estimate with a uniform kernel). Using alternative kernels would not affect the optimality properties in Theorem 4.1.

Calculate the number of units on either side of the threshold, and the average outcomes on either side as

$$N_{h_1,-} = \sum_{i=1}^N \mathbf{1}_{c-h_1 \leq X_i < c}, \quad N_{h_1,+} = \sum_{i=1}^N \mathbf{1}_{c \leq X_i \leq c+h_1},$$

$$\bar{Y}_{h_1,-} = \frac{1}{N_{h_1,-}} \sum_{i:c-h_1 \leq X_i < c} Y_i, \quad \text{and} \quad \bar{Y}_{h_1,+} = \frac{1}{N_{h_1,+}} \sum_{i:c \leq X_i \leq c+h_1} Y_i.$$

Now estimate the density of  $X_i$  at  $c$  as

$$\hat{f}(c) = \frac{N_{h_1,-} + N_{h_1,+}}{2 \cdot N \cdot h_1}, \tag{11}$$

and estimate the limit of the conditional variances of  $Y_i$  given  $X_i = x$ , at  $x = c$ , from the left and the right, as

$$\hat{\sigma}_-^2(c) = \frac{1}{N_{h_1,-} - 1} \sum_{i:c-h_1 \leq X_i < c} (Y_i - \bar{Y}_{h_1,-})^2, \tag{12}$$

and

$$\hat{\sigma}_+^2(c) = \frac{1}{N_{h_{1,+}} - 1} \sum_{i:c \leq X_i \leq c+h_1} (Y_i - \bar{Y}_{h_{1,+}})^2. \quad (13)$$

The main property we will need for these estimators is that they are consistent for the density and the conditional variance, respectively. They need not be efficient for the optimality properties in Theorem 4.1. Because the bandwidth goes to zero at rate  $N^{-1/5}$ , Assumptions 3.2 and 3.5 are sufficient for consistency of these estimators.

**Step 2.** *Estimation of second derivatives  $\hat{m}_+^{(2)}(c)$  and  $\hat{m}_-^{(2)}(c)$ .*

First, we need pilot bandwidths  $h_{2,-}$  and  $h_{2,+}$ . We base this on a simple, not necessarily consistent, estimator of the third derivative of  $m(\cdot)$  at  $c$ . Fit a third-order polynomial to the data, including an indicator for  $X_i \geq 0$ . Thus, estimate the regression function

$$Y_i = \gamma_0 + \gamma_1 \cdot 1_{X_i \geq c} + \gamma_2 \cdot (X_i - c) + \gamma_3 \cdot (X_i - c)^2 + \gamma_4 \cdot (X_i - c)^3 + \varepsilon_i, \quad (14)$$

and estimate  $m^{(3)}(c)$  as  $\hat{m}^{(3)}(c) = 6 \cdot \hat{\gamma}_4$ . This will be our estimate of the third derivative of the regression function. Note that  $\hat{m}^{(3)}(c)$  is in general not a consistent estimate of  $m^{(3)}(c)$  but will converge to some constant at a parametric rate.

However, we do not need a consistent estimate of the third derivative at  $c$  here to obtain a consistent estimator for the second derivative. Calculate  $h_{2,+}$ , using the  $\hat{\sigma}_-^2(c)$ ,  $\hat{\sigma}_+^2(c)$  and  $\hat{f}(c)$  from Step 1, as

$$h_{2,+} = 3.56 \cdot \left( \frac{\hat{\sigma}_+^2(c)}{\hat{f}(c) \cdot (\hat{m}^{(3)}(c))^2} \right)^{1/7} \cdot N_+^{-1/7} \quad (15)$$

and

$$h_{2,-} = 3.56 \cdot \left( \frac{\hat{\sigma}_-^2(c)}{\hat{f}(c) \cdot (\hat{m}^{(3)}(c))^2} \right)^{1/7} \cdot N_-^{-1/7},$$

where  $N_-$  and  $N_+$  are the number of observations to the left and right of the threshold, respectively. These bandwidths,  $h_{2,-}$  and  $h_{2,+}$ , are estimates of the optimal bandwidth for calculation of the second derivative at a boundary point using a local quadratic and a uniform kernel. See the Appendix for details. Again alternative consistent estimators for these second derivatives would also lead to optimality for the corresponding bandwidth estimator  $\hat{h}_{\text{opt}}$ .

Given the pilot bandwidth  $h_{2,+}$ , we estimate the curvature  $m_+^{(2)}(c)$  by a local quadratic fit. To be precise, temporarily discard the observations other than the  $N_{2,+}$  observations with  $c \leq X_i \leq c + h_{2,+}$ . Label the new data  $\hat{\mathbf{Y}}_+ = (Y_1, \dots, Y_{N_{2,+}})$  and  $\hat{\mathbf{X}}_+ = (X_1, \dots, X_{N_{2,+}})$  each of length  $N_{2,+}$ . Fit a quadratic to the new data. That is, let  $\mathbf{T} = [t \mathbf{T}_1 \mathbf{T}_2]$ , where  $t$  is a column vector of ones, and  $\mathbf{T}_j = ((X_1 - c)^j, \dots, (X_{N_{2,+}} - c)^j)$ , for  $j = 1, 2$ . Estimate the regression coefficients  $\hat{\lambda} = (\mathbf{T}'\mathbf{T})^{-1} \mathbf{T}'\hat{\mathbf{Y}}_+$ . Calculate the curvature as  $\hat{m}_+^{(2)}(c) = 2 \cdot \hat{\lambda}_3$ . This is a consistent estimate of  $m_+^{(2)}(c)$ . To estimate  $m_-^{(2)}(c)$ , follow the same procedure using the data with  $c - h_{2,-} \leq X_i < c$ .

**Step 3.** *Calculation of regularization terms  $\hat{r}_-$  and  $\hat{r}_+$  and calculation of  $\hat{h}_{\text{opt}}$ .*

Given the previous steps, the regularization terms are calculated as follows:

$$\hat{r}_+ = \frac{2160 \cdot \hat{\sigma}_+^2(c)}{N_{2,+} \cdot h_{2,+}^4} \quad \text{and} \quad \hat{r}_- = \frac{2160 \cdot \hat{\sigma}_-^2(c)}{N_{2,-} \cdot h_{2,-}^4}. \quad (16)$$

We now have all the pieces to calculate the proposed bandwidth:

$$\hat{h}_{\text{opt}} = C_K \cdot \left( \frac{\hat{\sigma}_-^2(c) + \hat{\sigma}_+^2(c)}{\hat{f}(c) \cdot ((\hat{m}_+^{(2)}(c) - \hat{m}_-^{(2)}(c))^2 + (\hat{r}_+ + \hat{r}_-))} \right)^{1/5} \cdot N^{-1/5}, \quad (17)$$

where  $C_K$  is, as in Lemma 3.1, a constant that depends on the kernel used. For the edge kernel, with  $K(u) = (1 - |u|) \cdot \mathbf{1}_{|u| \leq 1}$ , the constant is  $C_K \approx 3.4375$ .

Given the bandwidth  $h_{\text{opt}}$ , we estimate  $\tau_{\text{SRD}}$  as follows:

$$\hat{\tau}_{\text{SRD}} = \lim_{x \downarrow c} \hat{m}_{\hat{h}_{\text{opt}}}(x) - \lim_{x \uparrow c} \hat{m}_{\hat{h}_{\text{opt}}}(x),$$

where  $\hat{m}_h(x)$  is the local linear regression estimator defined in equation (1).

### 4.3. Properties of algorithm

For the bandwidth choice based on this algorithm, we establish some asymptotic properties. First, the resulting RD estimator  $\hat{\tau}_{\text{SRD}}$  is consistent at the best rate for non-parametric regression functions at a point (Stone, 1982). Second, the estimated constant term in the reference bandwidth converges to the best constant. Third, we have a Li (1987) type optimality result for the mean squared error and consistency at the optimal rate for the RD estimate. The optimality result implies that asymptotically the procedure with the estimated bandwidth  $\hat{h}_{\text{opt}}$  performs as well as the infeasible procedure with the optimal bandwidth  $h_{\text{opt}}$ .

#### Theorem 4.1 (Properties of $\hat{h}_{\text{opt}}$ ).

Suppose Assumptions 3.1–3.5 hold. Then:

(i) (consistency) if Assumption 3.6 holds, then

$$\hat{\tau}_{\text{SRD}} - \tau_{\text{SRD}} = O_p(N^{-2/5}). \tag{18}$$

(ii) (consistency) if Assumption 3.6 does not hold, then

$$\hat{\tau}_{\text{SRD}} - \tau_{\text{SRD}} = O_p(N^{-3/7}). \tag{19}$$

(iii) (convergence of bandwidth)

$$\frac{\hat{h}_{\text{opt}} - h_{\text{opt}}}{h_{\text{opt}}} = o_p(1), \tag{20}$$

and (iv) (Li’s optimality):

$$\frac{\text{MSE}(\hat{h}_{\text{opt}}) - \text{MSE}(h_{\text{opt}})}{\text{MSE}(h_{\text{opt}})} = o_p(1). \tag{21}$$

Note that when Assumption 3.6 holds, the convergence rate ( $N^{-2/5}$ ) for  $\hat{\tau}_{\text{SRD}}$  is slower than when Assumption 3.6 does not hold (namely  $N^{-3/7}$ ). This is because failure of Assumption (3.6) implies that the second derivatives from the left and right are equal, implying in turn that the leading term of the bias vanishes, which, as one might expect, would improve convergence.

### 4.4. DesJardins–McCall bandwidth selection

DesJardins and McCall (2008) use an alternative method for choosing the bandwidth. They focus separately on the limits of the regression function to the left and the right rather than on the difference in the limits. This implies a focus on minimizing an objective criterion based on the sum of the squared differences between  $\hat{\mu}_-$  and  $\mu_-$  and between  $\hat{\mu}_+$  and  $\mu_+$ :

$$\mathbb{E}[(\hat{\mu}_+ - \mu_+)^2 + (\hat{\mu}_- - \mu_-)^2],$$

instead of our criterion, which focuses on the squared difference between  $(\hat{\mu}_+ - \hat{\mu}_-)$  and  $(\mu_+ - \mu_-)$ ,

$$\mathbb{E}[(\hat{\mu}_+ - \mu_+) - (\hat{\mu}_- - \mu_-)]^2 = \mathbb{E}[(\hat{\tau}_{\text{SRD}} - \tau_{\text{SRD}})^2].$$

The single optimal bandwidth based on the DesJardins and McCall criterion is

$$h_{\text{DM}} = C_K \cdot \left( \frac{\sigma_+^2(c) + \sigma_-^2(c)}{f(c) \cdot (m_+^{(2)}(c)^2 + m_-^{(2)}(c)^2)} \right)^{1/5} \cdot N^{-1/5}.$$

This will in large samples lead to a smaller bandwidth than our proposed bandwidth choice if the second derivatives are of the same sign. DesJardins and McCall actually use different bandwidths on the left and the right and also use a Epanechnikov kernel instead of the optimal edge kernel. In the simulations and bandwidth comparisons below, we use the better performing edge kernel to facilitate the comparison with our proposed bandwidth  $\hat{h}_{\text{opt}}$ .

#### 4.5. Ludwig–Miller cross-validation

In this section, we briefly describe the cross-validation method used by Ludwig and Miller (2005, LM from hereon), which we compare to our proposed bandwidth in the application and simulations. The LM bandwidth is the only cross-validation bandwidth selection procedure in the literature that is specifically aimed at the RD setting. Let  $N_-$  and  $N_+$  be the number of observations with  $X_i < c$  and  $X_i \geq c$ , respectively. For  $\delta \in (0, 1)$ , let  $\theta_-(\delta)$  and  $\theta_+(\delta)$  be the  $\delta$ th quantile of the  $X_i$  among the subsample of observations with  $X_i < c$  and  $X_i \geq c$ , respectively, so that

$$\theta_-(\delta) = \arg \min_a \left\{ a \left| \left( \sum_{i=1}^N 1_{X_i \leq a} \right) \geq \delta \cdot N_- \right. \right\}$$

and

$$\theta_+(\delta) = \arg \min_a \left\{ a \left| \left( \sum_{i=1}^N 1_{c \leq X_i \leq a} \right) \geq \delta \cdot N_+ \right. \right\}.$$

Now the LM cross-validation criterion we use is of the form

$$CV_\delta(h) = \sum_{i=1}^N 1_{\theta_-(1-\delta) \leq X_i \leq \theta_+(\delta)} \cdot (Y_i - \hat{m}_h(X_i))^2.$$

(In fact, LM use a slightly different criterion function, where they sum up over all observations within a distance  $h_0$  from the threshold.) The estimator for the regression function here is  $\hat{m}_h(x)$  defined in equation (1). A key feature of  $\hat{m}_h(x)$  is that for values of  $x < c$ , it only uses observations with  $X_i < x$  to estimate  $m(x)$  and for values of  $x \geq c$ , it only uses observations with  $X_i > x$  to estimate  $m(x)$ , so that  $\hat{m}_h(X_i)$  does not depend on  $Y_i$ , as is necessary for cross-validation. By using a value for  $\delta$  close to zero, we only use observations close to the threshold to evaluate the cross-validation criterion. Apart from the choice on needs to make of  $\delta$ , the concern is that by using too small value of  $\delta$ , we may not get a precisely estimated cross-validation bandwidth. In a minor modification of the LM proposal, we use the edge kernel instead of the Epanechnikov kernel they suggest. In our calculations, we use  $\delta = 0.5$ .

Any fixed value for  $\delta$  is unlikely to lead to an optimal bandwidth in general, as it is implicitly based on a criterion function that is appropriate for fitting the entire regression function between the  $(1 - \delta)$ -quantile for the observations on the left and the  $\delta$ -quantile for observations on the right. Moreover, the criterion focuses implicitly on minimizing a criterion more akin to

$\mathbb{E}[(\hat{\mu}_+ - \mu_+)^2 + (\hat{\mu}_- - \mu_-)^2]$  (with the errors in estimating  $\mu_-$  and  $\mu_+$  squared before adding them up), rather than  $\text{MSE}(h) = \mathbb{E}[(\hat{\mu}_+ - \mu_+) - (\hat{\mu}_- - \mu_-)]^2$  where the error in the difference  $\mu_+ - \mu_-$  is squared. As a result, even letting  $\delta \rightarrow 0$  with the sample size in the cross-validation procedure will not result in an optimal bandwidth.

5. EXTENSIONS

In this section, we discuss two extensions. First, we consider the FRD design and second, we allow for the presence of covariates.

5.1. The fuzzy regression design

In the FRD design, the treatment  $W_i$  is not a deterministic function of the forcing variable. Instead, the probability  $\Pr(W_i = 1|X_i = x)$  changes discontinuously at the threshold  $c$ . The focus is on the ratio

$$\tau_{\text{FRD}} = \frac{\lim_{x \downarrow c} \mathbb{E}[Y_i|X_i = x] - \lim_{x \uparrow c} \mathbb{E}[Y_i|X_i = x]}{\lim_{x \downarrow c} \mathbb{E}[W_i|X_i = x] - \lim_{x \uparrow c} \mathbb{E}[W_i|X_i = x]}.$$

In an important theoretical paper, [Hahn, Todd and Van Der Klaauw \(2001\)](#) discuss identification in this setting and show that in settings with heterogenous effects, the estimand has an interpretation as a local average treatment effect ([Imbens and Angrist, 1994](#)). In the FRD case, we need to estimate two regression functions, each at two boundary points: the expected outcome given the forcing variable  $\mathbb{E}[Y_i|X_i = x]$  to the right and left of the threshold  $c$  and the expected value of the treatment variable given the forcing variable  $\mathbb{E}[W_i|X_i = x]$  again both to the right and left of  $c$ . Again, we focus on a single bandwidth, now the bandwidth that minimizes the mean squared error to this ratio. Define

$$\tau_Y = \lim_{x \downarrow c} \mathbb{E}[Y_i|X_i = x] - \lim_{x \uparrow c} \mathbb{E}[Y_i|X_i = x] \quad \text{and} \quad \tau_W = \lim_{x \downarrow c} \mathbb{E}[W_i|X_i = x] - \lim_{x \uparrow c} \mathbb{E}[W_i|X_i = x],$$

with  $\hat{\tau}_Y$  and  $\hat{\tau}_W$  denoting the corresponding estimators, so that  $\tau_{\text{FRD}} = \tau_Y/\tau_W$  and  $\hat{\tau}_{\text{FRD}} = \hat{\tau}_Y/\hat{\tau}_W$ . In large samples, we can approximate the difference  $\hat{\tau}_{\text{FRD}} - \tau_{\text{FRD}}$  by

$$\hat{\tau}_{\text{FRD}} - \tau_{\text{FRD}} = \frac{1}{\tau_W} (\hat{\tau}_Y - \tau_Y) - \frac{\tau_Y}{\tau_W^2} (\hat{\tau}_W - \tau_W) + o_p((\hat{\tau}_Y - \tau_Y) + (\hat{\tau}_W - \tau_W)).$$

This is the basis for the asymptotic approximation to the MSE around  $h = 0$ :

$$\begin{aligned} \text{AMSE}_{\text{FRD}}(h) = C_1 h^4 & \left( \frac{1}{\tau_W} (m_{Y,+}^{(2)}(c) - m_{Y,-}^{(2)}(c)) - \frac{\tau_Y}{\tau_W^2} (m_{W,+}^{(2)}(c) - m_{W,-}^{(2)}(c)) \right)^2 \\ & + \frac{C_2}{N h f(c)} \left( \frac{1}{\tau_W^2} (\sigma_{Y,+}^2(c) + \sigma_{Y,-}^2(c)) + \frac{\tau_Y^2}{\tau_W^4} (\sigma_{W,+}^2(c) + \sigma_{W,-}^2(c)) \right. \\ & \left. - \frac{2\tau_Y}{\tau_W^3} (\sigma_{YW,+}(c) + \sigma_{YW,-}(c)) \right). \end{aligned} \tag{22}$$

In this expression, the constants  $C_1$  and  $C_2$  are the same as before in equation (6). The second derivatives of the regression functions,  $m_{Y,-}^{(2)}(c)$ ,  $m_{Y,+}^{(2)}(c)$ ,  $m_{W,-}^{(2)}(c)$ , and  $m_{W,+}^{(2)}(c)$ , are now defined separately for the treatment  $W$  and the outcome  $Y$ . In addition, the conditional variances

are indexed by the treatment and outcome. Finally, the AMSE also depends on the right and left limit of the covariance of  $W$  and  $Y$  conditional on the forcing variable, at the threshold, denoted by  $\sigma_{YW,+}(c)$  and  $\sigma_{YW,-}(c)$ , respectively.

The bandwidth that minimizes the AMSE in the fuzzy design is

$$h_{\text{opt,FRD}} = C_K \cdot N^{-1/5} \quad (23)$$

$$\times \left( \frac{(\sigma_{Y,+}^2(c) + \sigma_{Y,-}^2(c)) + \tau_{\text{FRD}}^2(\sigma_{W,+}^2(c) + \sigma_{W,-}^2(c)) - 2\tau_{\text{FRD}}(\sigma_{YW,+}(c) + \sigma_{YW,-}(c))}{f(c) \cdot ((m_{Y,+}^{(2)}(c) - m_{Y,-}^{(2)}(c)) - \tau_{\text{FRD}}(m_{W,+}^{(2)}(c) - m_{W,-}^{(2)}(c)))^2} \right)^{1/5}.$$

The analogue of the bandwidth proposed for the SRD is

$$\hat{h}_{\text{opt,FRD}} = C_K \cdot N^{-1/5} \quad (24)$$

$$\times \left( \frac{(\hat{\sigma}_{Y,+}^2(c) + \hat{\sigma}_{Y,-}^2(c)) + \hat{\tau}_{\text{FRD}}^2(\hat{\sigma}_{W,+}^2(c) + \hat{\sigma}_{W,-}^2(c)) - 2\hat{\tau}_{\text{FRD}}(\hat{\sigma}_{YW,+}(c) + \hat{\sigma}_{YW,-}(c))}{\hat{f}(c) \cdot ((\hat{m}_{Y,+}^{(2)}(c) - \hat{m}_{Y,-}^{(2)}(c)) - \hat{\tau}_{\text{FRD}}(\hat{m}_{W,+}^{(2)}(c) - \hat{m}_{W,-}^{(2)}(c)))^2 + \hat{r}_{Y,+} + \hat{r}_{Y,-} + \hat{\tau}_{\text{FRD}}(\hat{r}_{W,+} + \hat{r}_{W,-})} \right)^{1/5}.$$

We can implement this as follows. First, using the algorithm described for the SRD case separately for the treatment indicator and the outcome, calculate  $\hat{\tau}_{\text{FRD}}$ ,  $\hat{f}(c)$ ,  $\hat{\sigma}_{Y,+}^2$ ,  $\hat{\sigma}_{Y,-}^2$ ,  $\hat{\sigma}_{W,+}^2$ ,  $\hat{\sigma}_{W,-}^2$ ,  $\hat{m}_{Y,+}^{(2)}(c)$ ,  $\hat{m}_{Y,-}^{(2)}(c)$ ,  $\hat{m}_{W,+}^{(2)}(c)$ ,  $\hat{m}_{W,-}^{(2)}(c)$ ,  $\hat{r}_{Y,+}$ ,  $\hat{r}_{Y,-}$ ,  $\hat{r}_{W,+}$ , and  $\hat{r}_{W,-}$ . Second, using the initial Silverman bandwidth use the deviations from the means to estimate the conditional covariances  $\hat{\sigma}_{YW,+}(c)$  and  $\hat{\sigma}_{YW,-}(c)$ . Then, substitute everything into the expression for the bandwidth. By the same argument as for the SRD case, the resulting bandwidth has the asymptotic no-regret property.

In practice, this often leads to bandwidth choices similar to those based on the optimal bandwidth for estimation of only the numerator of the RD estimand. One may therefore simply wish to use the basic algorithm ignoring the fact that the regression discontinuity design is fuzzy.

## 5.2. Additional covariates

Typically, the presence of additional covariates does not affect the RD analyses very much. In most cases, the distribution of the additional covariates does not exhibit any discontinuity around the threshold for the forcing variable, and as a result, those covariates are approximately independent of the treatment indicator for samples constructed to be close to the threshold. In that case, the covariates only affect the precision of the estimator, and one can modify the previous analysis using the conditional variance of  $Y_i$  given all covariates at the threshold,  $\sigma_-^2(c|x)$  and  $\sigma_+^2(c|x)$  instead of the variances  $\sigma_-^2(c)$  and  $\sigma_+^2(c)$  that condition only on the forcing variable. In practice, this modification does not affect the optimal bandwidth much unless the additional covariates have great explanatory power (recall that the variance enters to the power 1/5), and the basic algorithm is likely to perform adequately even in the presence of covariates. For example, if the conditional variances are half the size of the unconditional ones, using the basic algorithm with unconditional variances will mean that the bandwidth will be off only by a factor  $(1 - 1/2^{1/5})$  or approximately 0.17.

## 6. AN ILLUSTRATION AND SOME SIMULATIONS

### 6.1. Data

To illustrate the implementation of these methods, we use a data set previously analysed by Lee (2008) in a recent influential application of RD designs. Lee studies the incumbency advantage

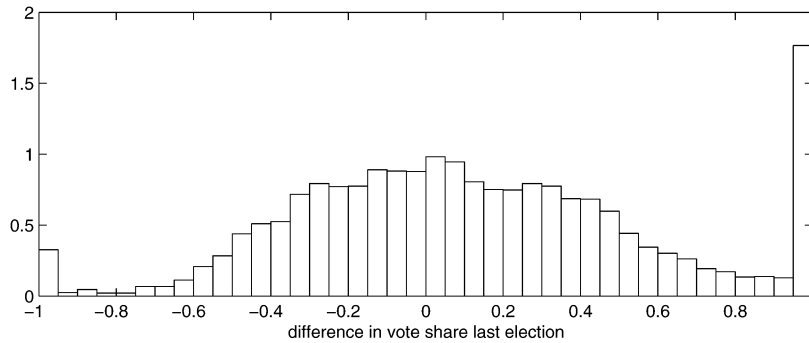


FIGURE 1  
Density for forcing variable

in elections. His identification strategy is based on the discontinuity generated by the rule that the party with a majority vote share wins. The forcing variable  $X_i$  is the difference in vote share between the Democratic and Republican parties in one election, with the threshold  $c = 0$ . The outcome variable  $Y_i$  is vote share at the second election. There are 6558 observations (districts) in this data set, 3818 with  $X_i > 0$ , and 2740 with  $X_i < 0$ . The average difference in voting percentages at the last election for the Democrats was 0.13, with a standard deviation of 0.46.

Figure 1 plots the density of the forcing variable, in bins with width 0.05. Figure 2 plots the average value of the outcome variable, in 40 bins with width 0.05, against the forcing variable. The discontinuity is clearly visible in the raw data, lending credibility to any positive estimate of the incumbency effect. The vertical line indicate the optimal bandwidth calculated below.

6.2. Imbens-Kalyanaraman (IK) algorithm on Lee data

In this section, we implement our proposed bandwidth on the Lee data set. For expositional reasons, we gave all the intermediate steps.

**Step 1.** Estimation of density  $f(0)$  and conditional variance  $\sigma^2(0)$ .

We start with the modified Silverman bandwidth,

$$h_1 = 1.84 \cdot S_X \cdot N^{-1/5} = 1.84 \cdot 0.4553 \cdot 6558^{-1/5} = 0.1445.$$

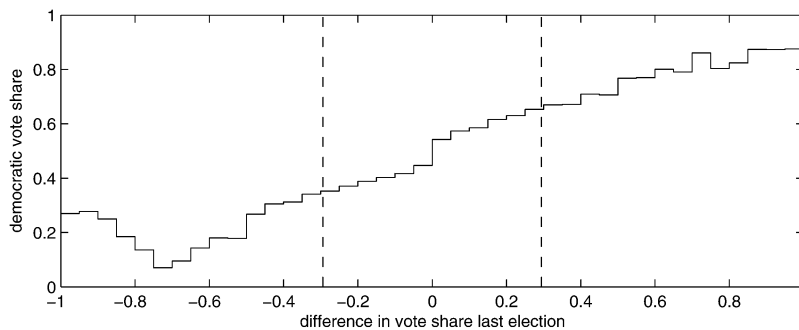


FIGURE 2  
Regression function for democratic vote share

There are  $N_{h_1,-} = 836$  units with values for  $X_i$  in the interval  $[-h_1, 0)$ , with an average outcome of  $\bar{Y}_{h_1,-} = 0.4219$  and a sample variance of  $S_{Y,h_1,-}^2 = 0.1047^2$ , and  $N_{h_1,+} = 862$  units with values for  $X_i$  in the interval  $[0, h_1]$ , with an average outcome of  $\bar{Y}_{h_1,+} = 0.5643$  and a sample variance of  $S_{Y,h_1,+}^2 = 0.1202^2$ . This leads to

$$\hat{f}(0) = \frac{N_{h_1,-} + N_{h_1,+}}{2 \cdot N \cdot h_1} = \frac{836 + 862}{2 \times 6558 \times 0.1445} = 0.8962$$

and

$$\hat{\sigma}_-^2(0) = S_{Y,h_1,-}^2 = 0.1047^2 \quad \text{and} \quad \hat{\sigma}_+^2(0) = S_{Y,h_1,+}^2 = 0.1202^2.$$

**Step 2.** *Estimation of second derivatives  $\hat{m}_+^{(2)}(0)$  and  $\hat{m}_-^{(2)}(0)$ .*

To estimate the curvature at the threshold, we first need to choose bandwidths  $h_{2,+}$  and  $h_{2,-}$ . We choose these bandwidths based on an estimate of  $\hat{m}^{(3)}(0)$  obtained by fitting a global cubic with a jump at the threshold:

$$Y_i = \gamma_0 + \gamma_1 \cdot 1_{X_i \geq c} + \gamma_2 \cdot (X_i - c) + \gamma_3 \cdot (X_i - c)^2 + \gamma_4 \cdot (X_i - c)^3 + \varepsilon_i.$$

The least squares estimate for  $\gamma_4$  is  $\hat{\gamma}_4 = -0.1686$ , and thus, the third derivative at the threshold is estimated as  $\hat{m}^{(3)}(0) = 6 \cdot \hat{\gamma}_4 = -1.0119$ . This leads to the two bandwidths

$$h_{2,+} = 3.56 \times \left( \frac{\hat{\sigma}_+^2(0)}{\hat{f}(0) \times (\hat{m}^{(3)}(0))^2} \right)^{1/7} \times N_+^{-1/7} = 0.6057 \quad \text{and} \quad h_{2,-} = 0.6105.$$

The two pilot bandwidths are used to fit two quadratics. The quadratic to the right of 0 is fitted on  $[0, 0.6057]$ , yielding  $\hat{m}_+^{(2)}(0) = 0.0455$  and the quadratic to the left is fitted on  $[-0.6105, 0]$  yielding  $\hat{m}_-^{(2)}(0) = -0.8471$ .

**Step 3.** *Calculation of regularization terms  $\hat{r}_-$  and  $\hat{r}_+$  and calculation of  $\hat{h}_{\text{opt}}$ .*

Next, the regularization terms are calculated. We obtain

$$\hat{r}_+ = \frac{2160 \times \hat{\sigma}_+^2(0)}{N_{2,+} \times h_{2,+}^4} = \frac{2160 \times 0.1202^2}{2814 \times 0.6057^4} = 0.0825 \quad \text{and} \quad \hat{r}_- = \frac{2160 \times \hat{\sigma}_-^2(0)}{N_{2,-} \times h_{2,-}^4} = 0.0675.$$

Now we have all the ingredients to calculate the optimal bandwidth under different kernels and the corresponding RD estimates. Using the edge kernel with  $C_K = 3.4375$ , we obtain

$$\hat{h}_{\text{opt}} = C_K \left( \frac{\hat{\sigma}_-^2(0) + \hat{\sigma}_+^2(0)}{\hat{f}(0) \cdot ((\hat{m}_+^{(2)}(0) - \hat{m}_-^{(2)}(0))^2 + (\hat{r}_+ + \hat{r}_-))} \right)^{1/5} N^{-1/5} = 0.2939.$$

### 6.3. Thirteen estimates for the Lee data

Here, we calculate 13 estimates of the ultimate object of interest, the size of the discontinuity in  $m(x)$  at zero. The first eight are based on local linear regression and the last five on global polynomial regressions. The first is based on our proposed bandwidth. The second drops the regularization terms. The third uses a normal kernel and the corresponding Silverman bandwidth for estimating the density function at the threshold ( $h_1 = 1.06 \cdot S_x \cdot N^{-1/5}$ ). The fourth estimates separate cubic regressions on the left and the right of the threshold to derive the bandwidth for estimating the second derivatives. The fifth estimates the conditional variance at the threshold assuming its left and right limit are identical. The sixth uses a uniform kernel on  $[-1/2, 1/2]$



TABLE 1  
RD estimates and bandwidths for Lee data

Procedure	$h$	$\hat{\tau}_{\text{SRD}}$	(Standard error)
$\hat{h}_{\text{opt}}$	0.2939	0.0799	0.0083
No regularization	0.3042	0.0802	0.0082
$f(c)$ estimated using normal kernel	0.2938	0.0799	0.0083
Third-order polynomial separate on left and right	0.2546	0.0774	0.0089
Homoskedastic variance	0.2940	0.0799	0.0083
Uniform kernel	0.4617	0.0806	0.0087
DesJardin–McCall	0.3105	0.0804	0.0081
LM cross-validation ( $\delta = 0.5$ )	0.9750	0.0788	0.0056
Linear	Global	0.1182	0.0056
Quadratic	Global	0.0519	0.0071
Cubic	Global	0.1115	0.0093
Quartic	Global	0.0766	0.0113
Quintic	Global	0.0433	0.0132

instead of the optimal edge kernel. The seventh bandwidth is based on the DesJardin–McCall criterion, where we modify the procedure to use the edge kernel instead of the Epanechnikov kernel that DesJardin–McCall use. The eighth bandwidth is based on the LM cross-validation criterion. The last five estimates for  $\tau_{\text{SRD}}$  are based on global linear, quadratic, cubic, quartic, and quintic regressions. The point estimates and robust standard errors are presented in Table 1. To investigate the overall sensitivity of the point estimates to the bandwidth choice, Figure 3 plots the RD estimates  $\hat{\tau}_{\text{SRD}}(h)$ , and the associated 95% confidence intervals, as a function of the bandwidth, for  $h$  between 0 and 1. The solid vertical line indicates the optimal bandwidth ( $\hat{h}_{\text{opt}} = 0.2939$ ).

6.4. A small simulation study

Next, we conduct a small Monte Carlo study to assess the properties of the proposed bandwidth selection rule in practice. We consider four designs, the first based on the Lee data, the second on a very simple low-order polynomial, and the third and fourth on a case of constant average treatment effect.

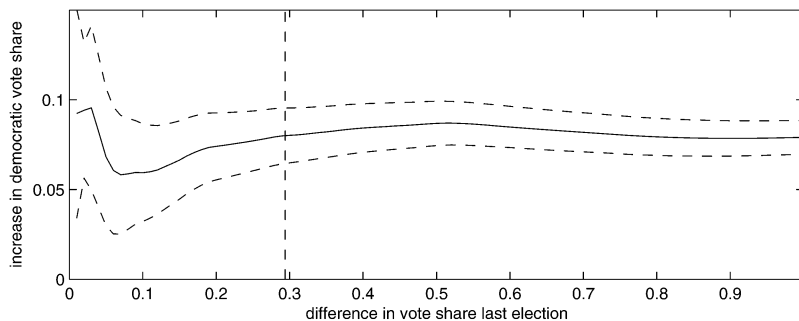


FIGURE 3  
RD estimates and confidence intervals by bandwidth

In the first design, based on the Lee data, we use a Beta distribution for the forcing variable. Let  $Z$  have a beta distribution with parameters  $\alpha = 2$  and  $\beta = 4$ , then the forcing variable is  $X = 2 \cdot Z - 1$ . The regression function is a fifth-order polynomial, with separate coefficients for  $X_i < 0$  and  $X_i > 0$ , with the coefficients estimated on the Lee data (after discarding observations with past vote share differences greater than 0.99 and less than  $-0.99$ ), leading to

$$m_{\text{Lee}}(x) = \begin{cases} 0.48 + 1.27x + 7.18x^2 + 20.21x^3 + 21.54x^4 + 7.33x^5 & \text{if } x < 0, \\ 0.52 + 0.84x - 3.00x^2 + 7.99x^3 - 9.01x^4 + 3.56x^5 & \text{if } x \geq 0. \end{cases}$$

The error variance is  $\sigma_\varepsilon^2 = 0.1295^2$ . We use data sets of size 500 (smaller than the Lee data set with 6558 observations, but more in line with common sample sizes).

In the second design, we use the same distribution for the forcing variable as in the first design. We again have 500 observations per sample, and the true regression function is quadratic both to the left and to the right of the threshold, but with different coefficients:

$$m_{\text{quad}}(x) = \begin{cases} 3x^2 & \text{if } x < 0, \\ 4x^2 & \text{if } x \geq 0, \end{cases}$$

implying the data-generating process is close to the point where the bandwidth  $h_{\text{opt}}$  is fairly large (because the left and right limit of the second derivative are 6 and 8, respectively), and one may expect some effect from the regularization. The error variance is the same as in the first design,  $\sigma_\varepsilon^2 = 0.1295^2$ .

Under the third design, we have a constant average treatment effect, and consequently, the second derivatives on both sides of the threshold are equal. Here, one might expect the DesJardins–McCall bandwidth to work particularly well because it assumes equality of the second derivatives. We base the design on the Lee data, where we use the following regressions, where note that the regression for the treated group (right of the threshold) is an additive shift (of 0.1, approximately the discontinuity in the original sample) of the treatment effect regression for the control (left of threshold). In other words, we test a scenario where the treatment effect is constant across values of the forcing variable.

$$m_{\text{CATE}(1)}(x) = 0.42 + 0.1 \cdot \mathbf{1}_{x \geq 0} + 0.84x - 3.00x^2 + 7.99x^3 - 9.01x^4 + 3.56x^5.$$

Our fourth design is a modification of the above. We look at the constant additive treatment effect case where the curvature at the threshold is zero on both sides (for instance, in locally linear regression functions). To do this, we simply use  $m_{\text{CATE}(1)}(x)$ , but set the coefficients on the squared term to zero:

$$m_{\text{CATE}(2)}(x) = 0.42 + 0.1 \cdot \mathbf{1}_{x \geq 0} + 0.84x + 7.99x^3 - 9.01x^4 + 3.56x^5.$$

The other parameters for the data generating process are set as in the simulations based on the Lee data. In the last two cases, one might expect substantial effects from regularization because the infeasible optimal bandwidth in both cases is infinite. Moreover, in the last case, even methods that are based on separately estimating left and right end points will need regularization.

In Tables 2 and 3, we report results for the same estimators as we reported in Table 1 for the real data. We include one additional bandwidth choice, namely the infeasible optimal bandwidth  $h_{\text{opt}}$ , which can be derived because we know the data generating process. In Tables 2 and 3, we present for both designs in each case the mean (Mean) and standard deviation (S.D.) of the bandwidth choices and the bias (Bias) and the root mean squared error (RMSE) of the estimator for  $\tau$ .

TABLE 2  
*Simulations, 5000 replications*

	$\hat{h}$		$\hat{\tau}_{\text{SRD}}$	
	Mean	S.D.	Bias	RMSE
Lee design				
$h_{\text{opt}}$ (infeasible)	0.166		0.017	0.060
$\hat{h}_{\text{opt}}$	0.480	0.058	0.040	0.054
No regularization	0.757	0.680	0.037	0.051
$f(c)$ estimated using normal kernel	0.480	0.058	0.040	0.054
Third-order polynomial separate on left and right	0.336	0.037	0.038	0.056
Homoskedastic variance	0.478	0.058	0.041	0.054
Uniform kernel	0.377	0.046	0.034	0.056
DesJardins–McCall	0.556	0.134	0.037	0.051
LM cross-validation ( $\delta = 0.5$ )	0.423	0.115	0.037	0.054
Linear		Global	0.048	0.055
Quadratic		Global	-0.019	0.043
Cubic		Global	0.087	0.100
Quartic		Global	0.028	0.068
Quintic		Global	0.001	0.074
Quadratic design				
$h_{\text{opt}}$ (infeasible)	0.418		0.003	0.037
$\hat{h}_{\text{opt}}$	0.422	0.070	0.006	0.036
No regularization	0.473	0.268	0.015	0.045
$f(c)$ estimated using normal kernel	0.422	0.070	0.006	0.036
Third-order polynomial separate on left and right	0.372	0.060	0.003	0.040
Homoskedastic variance	0.421	0.070	0.006	0.036
Uniform kernel	0.332	0.055	-0.041	0.067
DesJardins–McCall	0.223	0.010	-0.002	0.049
LM cross-validation ( $\delta = 0.5$ )	0.220	0.023	-0.002	0.050
Linear		Global	0.245	0.251
Quadratic		Global	-0.000	0.037
Cubic		Global	-0.000	0.048
Quartic		Global	-0.000	0.060
Quintic		Global	-0.000	0.073

First, consider the design motivated by the Lee data. All feasible bandwidth selection methods combined with local linear estimation perform fairly similarly under this design as far as  $\hat{\tau}_{\text{SRD}}$  is concerned and close to the infeasible  $h_{\text{opt}}$ . There is considerably more variation in the performance of the global polynomial estimators. The quadratic estimator performs very well, but adding a third-order term increases both bias and RMSE. The quintic approximation does very well in terms of bias, not surprising given the regression that generated the data was a fifth-order polynomial but has a higher RMSE than the local methods.

In the second design, the regularization matters, and the bandwidth choices based on different criterion functions perform worse than the proposed bandwidth in terms of RMSE, increasing it by about 35%. The global quadratic estimator obviously performs well here because it corresponds to the data generating process, but it is interesting that the local linear estimator based on  $\hat{h}_{\text{opt}}$  has a RMSE very similar to that for the global quadratic estimator.

In the third and fourth designs, as expected, regularization matters even more. Again the bandwidth choices based on different criterion functions perform worse. In particular, in the case where the regression function has no curvature at the threshold, methods based on estimating

TABLE 3  
*Simulations, 5000 replications*

	$\hat{h}$		$\hat{\tau}_{\text{SRD}}$	
	Mean	S.D.	Bias	RMSE
CATE(1), non-zero curvature				
$h_{\text{opt}}$ (infeasible)	$\infty$		-3.758	3.767
$\hat{h}_{\text{opt}}$	0.174	0.016	-0.008	0.058
No regularization	0.257	0.206	-0.067	0.303
$f(c)$ estimated using normal kernel	0.174	0.016	-0.008	0.058
Third-order polynomial separate on left and right	0.164	0.013	-0.007	0.059
Homoskedastic variance	0.175	0.016	-0.009	0.058
Uniform kernel	0.137	0.013	0.003	0.069
DesJardins–McCall	0.206	0.045	-0.015	0.065
LM cross-validation ( $\delta = 0.5$ )	0.113	0.013	-0.003	0.073
Linear		Global	-3.758	3.767
Quadratic		Global	1.367	1.373
Cubic		Global	-0.207	0.214
Quartic		Global	0.015	0.062
Quintic		Global	-0.000	0.074
CATE(2), zero curvature				
$h_{\text{opt}}$ (infeasible)	$\infty$		-3.453	3.462
$\hat{h}_{\text{opt}}$	0.173	0.016	-0.007	0.057
No regularization	0.252	0.184	-0.055	0.260
$f(c)$ estimated using normal kernel	0.173	0.016	-0.007	0.057
Third-order polynomial separate on left and right	0.163	0.013	-0.006	0.058
Homoskedastic variance	0.172	0.016	-0.007	0.057
Uniform kernel	0.135	0.013	-0.003	0.068
DesJardins–McCall	0.239	0.073	-0.026	0.095
LM cross-validation ( $\delta = 0.5$ )	0.120	0.011	-0.004	0.069
Linear		Global	-3.453	3.462
Quadratic		Global	1.365	1.371
Cubic		Global	-0.209	0.216
Quartic		Global	0.015	0.061
Quintic		Global	-0.000	0.073

end points separately perform poorly (RMSE nearly the size of the RD estimate itself). This is partly explained by the fact that in this case, these bandwidth choices would benefit from regularization as well. Note that across all four simulations, the standard deviation of the estimated bandwidth with regularization is lower than that of the bandwidth without regularization, sometimes by a factor 10. This is because regularization has the added benefit of reducing the instability of the estimated bandwidth.

## 7. CONCLUSION

In this paper, we propose a fully data-driven, asymptotically optimal bandwidth choice for RD settings. Although this choice has asymptotic optimality properties, it still relies on somewhat arbitrary initial bandwidth choices. Rather than relying on a single bandwidth, we therefore encourage researchers to use this bandwidth choice as a reference point for assessing sensitivity to bandwidth choice in RD settings. The bandwidth selection procedures commonly used in this literature are typically based on different objectives, for example on global measures, not

tailored to the specific features of the RD setting. We compare our proposed bandwidth selection procedure to these and find that our proposed method works well in realistic settings, including one motivated by data previously analysed by Lee (2008).

APPENDIX

To obtain the MSE expansions for the RD estimand, we first obtain the bias and variance estimates from estimating a regression function at a boundary point. Fan and Gijbels (1992) derive a version of Lemma A1 under different assumptions (such as thin tailed rather than compact kernels) and hence, their proof is less transparent and not easily generalizable to multiple dimensions and derivatives. The proof we outline is based on Ruppert and Wand (1994) but since they only cursorily indicate the approach for a boundary point in multiple dimensions, we provide a simple proof for our case.

**Lemma A1 (MSE for Estimation of a Regression Function at the Boundary).** Suppose (i) we have  $N$  pairs  $(Y_i, X_i)$ , independent and identically distributed, with  $X_i \geq 0$ , (ii)  $m(x) = \mathbb{E}[Y_i|X_i = x]$  is three times continuously differentiable, (iii) the density of  $X_i$ ,  $f(x)$ , is continuously differentiable at  $x = 0$ , with  $f(0) > 0$ , (iv) the conditional variance  $\sigma^2(x) = \text{Var}(Y_i|X_i = x) > 0$  is bounded, and continuous at  $x = 0$ , (v) we have a kernel  $K : \mathbb{R}^+ \mapsto \mathbb{R}$ , with  $K(u) = 0$  for  $u \geq \bar{u}$ , and  $\int_0^{\bar{u}} K(u)du = 1$ , and define  $K_h(u) = K(u/h)/h$ . Define  $\mu = m(0)$ , and

$$(\hat{\mu}_h, \hat{\beta}_h) = \arg \min_{\mu, \beta} \sum_{i=1}^N (Y_i - \mu - \beta \cdot X_i)^2 \cdot K_h(X_i).$$

Then

$$\mathbb{E}[\hat{\mu}|X_1, \dots, X_N] - \mu = C_1^{1/2} m^{(2)}(0)h^2 + o_p(h^2), \tag{A.1}$$

$$\mathbb{V}(\hat{\mu}|X_1, \dots, X_N) = C_2 \frac{\sigma^2(0)}{f(0)Nh} + o_p\left(\frac{1}{Nh}\right), \tag{A.2}$$

and

$$\mathbb{E}[(\hat{\mu} - \mu)^2|X_1, \dots, X_N] = C_1 (m^{(2)}(0))^2 h^4 + C_2 \frac{\sigma^2(0)}{f(0)Nh} + o_p\left(h^4 + \frac{1}{Nh}\right), \tag{A.3}$$

where the kernel-specific constants  $C_1$  and  $C_2$  are those given in Lemma 31.

Before proving Lemma A1, we state and prove two preliminary results.

**Lemma A2.** Define  $F_j = \frac{1}{N} \sum_{i=1}^N K_h(X_i) X_i^j$ . Under the assumptions in Lemma A1, (i) for non-negative integer  $j$ ,

$$F_j = h^j f(0)v_j + o_p(h^j) \equiv h^j (F_j^* + o_p(1)),$$

with  $v_j = \int_0^\infty t^j K(t)dt$  and  $F_j^* \equiv f(0)v_j$  and (ii) if  $j \geq 1$ ,  $F_j = o_p(h^{j-1})$ .

*Proof.*  $F_j$  is the average of independent and identically distributed random variables, so

$$F_j = \mathbb{E}[F_j] + O_p(\text{Var}(F_j)^{1/2}).$$

The mean of  $F_j$  is, using a change of variables from  $z$  to  $x = z/h$ ,

$$\begin{aligned} \mathbb{E}[F_j] &= \int_0^\infty \frac{1}{h} K\left(\frac{z}{h}\right) z^j f(z) dz = h^j \int_0^\infty K(x) x^j f(hx) dx \\ &= h^j \int_0^\infty K(x) x^j f(0) dx + h^{j+1} \int_0^\infty K(x) x^{j+1} \frac{f(hx) - f(0)}{hx} dx \\ &= h^j f(0)v_j + O(h^{j+1}). \end{aligned}$$

The variance of  $F_j$  can be bounded by

$$\frac{1}{N} \mathbb{E}[(K_h(X_i))^2 X_i^{2j}] = \frac{1}{Nh^2} \mathbb{E} \left[ \left( K \left( \frac{X_i}{h} \right) \right)^2 \cdot X_i^{2j} \right] = \frac{1}{Nh^2} \int_0^\infty \left( K \left( \frac{z}{h} \right) \right)^2 \cdot z^{2j} f(z) dz.$$

By a change of variables from  $z$  to  $x = z/h$ , this is equal to

$$\frac{h^{2j-1}}{N} \int_0^\infty (K(x))^2 \cdot x^{2j} f(hx) dx = O \left( \frac{h^{2j-1}}{N} \right) = o \left( \left( \frac{h^j}{hN^{1/2}} \right)^2 \right) = o((h^j)^2).$$

Hence,

$$F_j = \mathbb{E}[F_j] + o_p(h^j) = h^j f(0) v_j + o_p(h^j) = h^j \cdot (f(0) v_j + o_p(1)).$$

||

**Lemma A3.** Let  $G_j = \frac{1}{N} \sum_{i=1}^N K_h^2(X_i) X_i^j \sigma^2(X_i)$ . Under the assumptions from Lemma A1,

$$G_j = h^{j-1} \sigma^2(0) f(0) \pi_j (1 + o_p(1)), \quad \text{with } \pi_j = \int_0^\infty t^j K^2(t) dt.$$

*Proof.* This claim is proved in a manner exactly like Lemma A1, here using in addition the continuity of the conditional variance function. ||

*Proof of Lemma A1.* Define  $R = [1X]$ , where  $1$  is a  $N$ -dimensional column of ones, define the diagonal weight matrix  $W$  with  $(i, i)$ th element equal to  $K_h(X_i)$  and define  $e_1 = (1 \ 0)'$ . Then

$$\hat{m}(0) = \hat{\mu} = e_1' (R'WR)^{-1} R'WY.$$

The conditional bias is  $B = \mathbb{E}[\hat{m}(0)|X_1, \dots, X_N] - m(0)$ . Note that  $\mathbb{E}(\hat{m}(0)|X) = e_1' (R'WR)^{-1} R'WM$ , where  $M = (m(X_1), \dots, m(X_N))'$ . Let  $m^{(k)}(x)$  denote the  $k$ th derivative of  $m(x)$  with respect to  $x$ . Using Assumption (ii) in Lemma A1, a Taylor expansion of  $m(X_i)$  yields

$$m(X_i) = m(0) + m^{(1)}(0)X_i + \frac{1}{2}m^{(2)}(0)X_i^2 + T_i,$$

where

$$|T_i| \leq \sup_x |m^{(3)}(x)| \cdot |X_i^3|.$$

Thus, we can write the vector  $M$  as

$$M = R \begin{pmatrix} m(0) \\ m^{(1)}(0) \end{pmatrix} + S + T,$$

where the vector  $S$  has  $i$ th element equal to  $S_i = m^{(2)}(0)X_i^2/2$ , and the vector  $T$  has typical element  $T_i$ . Therefore, the bias can be written as

$$B = e_1' (R'WR)^{-1} R'WM - m(0) = e_1' (R'WR)^{-1} R'W(S + T).$$

Using Lemma A2, we have

$$\begin{aligned} \left( \frac{1}{N} R'WR \right)^{-1} &= \begin{pmatrix} F_0 & F_1 \\ F_1 & F_2 \end{pmatrix}^{-1} = \frac{1}{F_0 F_2 - F_1^2} \begin{pmatrix} F_2 & -F_1 \\ -F_1 & F_0 \end{pmatrix} \\ &= \begin{pmatrix} \frac{F_2^*}{F_0^* F_2^* - (F_1^*)^2} + o_p(1) & -\frac{1}{h} \left( \frac{F_1^*}{F_0^* F_2^* - (F_1^*)^2} + o_p(1) \right) \\ -\frac{1}{h} \left( \frac{F_1^*}{F_0^* F_2^* - (F_1^*)^2} + o_p(1) \right) & \frac{1}{h^2} \left( \frac{F_0^*}{F_0^* F_2^* - (F_1^*)^2} + o_p(1) \right) \end{pmatrix} \\ &= \begin{pmatrix} \frac{v_2}{(v_0 v_2 - v_1^2) f(0)} + o_p(1) & -\frac{v_1}{(v_0 v_2 - v_1^2) f(0) h} + o_p\left(\frac{1}{h}\right) \\ -\frac{v_1}{(v_0 v_2 - v_1^2) f(0) h} + o_p\left(\frac{1}{h}\right) & O_p\left(\frac{1}{h^2}\right) \end{pmatrix} \\ &= \begin{pmatrix} O_p(1) & O_p\left(\frac{1}{h}\right) \\ O_p\left(\frac{1}{h}\right) & O_p\left(\frac{1}{h^2}\right) \end{pmatrix}. \end{aligned}$$

Next,

$$\left| \frac{1}{N} R'WT \right| = \sup_x m^{(3)}(x) \cdot \begin{pmatrix} F_3 \\ F_4 \end{pmatrix} \leq \begin{pmatrix} o_p(h^2) \\ o_p(h^3) \end{pmatrix}.$$

Thus,

$$e'_1(R'WR)^{-1}R'WT = O_p(1) \cdot o_p(h^2) + O_p\left(\frac{1}{h}\right) \cdot o_p(h^3) = o_p(h^2),$$

implying

$$B = e'_1(R'WR)^{-1}R'WS + o_p(h^2).$$

Similarly,

$$\frac{1}{N}(R'WS) = \frac{1}{2}m^{(2)}(0) \begin{pmatrix} \frac{1}{N} \sum_{i=1}^N K_h(X_i)X_i^2 \\ \frac{1}{N} \sum_{i=1}^N K_h(X_i)X_i^3 \end{pmatrix} = \frac{1}{2}m^{(2)}(0)f(0) \begin{pmatrix} v_2h^2 + o_p(h^2) \\ v_3h^3 + o_p(h^3) \end{pmatrix}.$$

Therefore,

$$B = e'_1(R'WR)^{-1}R'WS + o_p(h^2) = \frac{1}{2}m^{(2)}(0) \begin{pmatrix} v_2^2 - v_3v_1 \\ v_0v_2 - v_1^2 \end{pmatrix} h^2 + o_p(h^2).$$

This finishes the proof for the first part of the result in Lemma A1, equation (A.1).

Next, we consider the expression for the conditional variance in equation (A.2).

$$V = \mathbb{V}(\hat{m}(0)|X_1, \dots, X_N) = e'_1(R'WR)^{-1}R'W\Sigma WR(R'WR)^{-1}e_1,$$

where  $\Sigma$  is the diagonal matrix with  $(i, i)$ th element equal to  $\sigma^2(X_i)$ .

Consider the middle term

$$\frac{1}{N}R'W\Sigma WR = \begin{pmatrix} \frac{1}{N} \sum_i K_h^2(X_i)\sigma^2(X_i) & \frac{1}{N} \sum_i K_h^2(X_i)X_i\sigma^2(X_i) \\ \frac{1}{N} \sum_i K_h^2(X_i)X_i\sigma^2(X_i) & \frac{1}{N} \sum_i K_h^2(X_i)X_i^2\sigma^2(X_i) \end{pmatrix} = \begin{pmatrix} G_0 & G_1 \\ G_1 & G_2 \end{pmatrix}.$$

Thus, we have

$$\begin{aligned} NV &= \frac{1}{(F_0F_2 - F_1^2)^2} e'_1 \begin{pmatrix} F_2 & -F_1 \\ -F_1 & F_0 \end{pmatrix} \begin{pmatrix} G_0 & G_1 \\ G_1 & G_2 \end{pmatrix} \begin{pmatrix} F_2 & -F_1 \\ -F_1 & F_0 \end{pmatrix} e_1 \\ &= \frac{F_2^2G_0 - 2F_1F_2G_1 + F_1^2G_2}{(F_0F_2 - F_1^2)^2}. \end{aligned}$$

Applying Lemmas A2 and A3, this leads to

$$V = \frac{\sigma^2(0)}{f(0)Nh} \cdot \begin{pmatrix} v_2^2\pi_0 - 2v_1v_2\pi_1 + v_1^2\pi_2 \\ (v_0v_2 - v_1^2)^2 \end{pmatrix} + o_p\left(\frac{1}{Nh}\right).$$

This finishes the proof for the statement in equation (A.2). The final result in equation (A.3) follows directly from the first two results.  $\parallel$

*Proof of Lemma 3.1.* Applying Lemma A1 to the  $N_+$  units with  $X_i \geq c$  implies that

$$\mathbb{E}[\hat{\mu}_+ - \mu_+ | X_1, \dots, X_N] = C_1^{1/2} m_+^{(2)}(c)h^2 + o_p(h^2),$$

and

$$\mathbb{V}(\hat{\mu}_+ - \mu_+ | X_1, \dots, X_N) = C_2 \frac{\sigma_+^2(c)}{f_{X|X \geq c}(c)N_+h} + o_p\left(\frac{1}{N_+h}\right).$$

Because  $N_+/N = \Pr(X_i \geq c) + O_p(1/N)$ , and  $f_{X|X \geq c}(x) = f(x)/\Pr(X_i \geq c)$ , it follows that

$$\mathbb{V}(\hat{\mu}_+ - \mu_+ | X_1, \dots, X_N) = C_2 \frac{\sigma_+^2(c)}{f(c)Nh} + o_p\left(\frac{1}{Nh}\right).$$

Conditional on  $X_1, \dots, X_N$ , the covariance between  $\hat{\mu}_+$  and  $\hat{\mu}_-$  is zero, and thus, combining the results from applying Lemma A1 also to the units with  $X_i < c$ , we find

$$\begin{aligned} \mathbb{E}[(\hat{\tau}_{\text{SRD}} - \tau_{\text{SRD}})^2 | X_1, \dots, X_N] &= \mathbb{E}[(\hat{\mu}_+ - \hat{\mu}_- - (\mu_+ - \mu_-))^2 | X_1, \dots, X_N] \\ &= \mathbb{E}[(\hat{\mu}_+ - \mu_+)^2 | X_1, \dots, X_N] + \mathbb{E}[(\hat{\mu}_- - \mu_-)^2 | X_1, \dots, X_N] \\ &\quad - 2 \cdot \mathbb{E}[\hat{\mu}_+ - \mu_+ | X_1, \dots, X_N] \cdot \mathbb{E}[\hat{\mu}_- - \mu_- | X_1, \dots, X_N] \\ &= C_1 \cdot h^4 \cdot (m_+^{(2)}(c) - m_-^{(2)}(c))^2 + \frac{C_2}{N \cdot h} \cdot \left( \frac{\sigma_+^2(c)}{f(c)} + \frac{\sigma_-^2(c)}{f(c)} \right) + o_p \left( h^4 + \frac{1}{N \cdot h} \right), \end{aligned}$$

proving the first result in Lemma 31.

For the second part of Lemma 3.1, solve

$$h_{\text{opt}} = \arg \min_h \left( C_1 h^4 (m_+^{(2)}(c) - m_-^{(2)}(c))^2 + C_2 \left( \frac{\sigma_+^2(c)}{f(c)Nh} + \frac{\sigma_-^2(c)}{f(c)Nh} \right) \right),$$

which leads to

$$h_{\text{opt}} = \left( \frac{C_2}{4C_1} \right)^{1/5} \left( \frac{\frac{\sigma_+^2(c)}{f(c)} + \frac{\sigma_-^2(c)}{f(c)}}{(m_+^{(2)}(c) - m_-^{(2)}(c))^2} \right)^{1/5} N^{-1/5}.$$

||  
 Motivation for the bandwidth choice in equation (15) in Step 2 of bandwidth algorithm: Fan and Gijbels (1996, Theorem 3.2) give an asymptotic approximation to the MSE for an estimator of the  $\nu$ th derivative of a regression function at a boundary point using a  $p$ th order local polynomial (using the notation in Fan and Gijbels). Specializing this to our case, with the boundary point  $c$ , a uniform one-sided kernel  $K(t) = \mathbf{1}_{0 \leq t \leq 1}$  and interest in the second derivative using a local quadratic approximation ( $\nu = p = 2$ ), their MSE formula simplifies to

$$\text{MSE} = \left( \frac{1}{9} K_1^2 (m_+^{(3)}(c))^2 h^2 + 4K_2 \frac{1}{Nh^5} \frac{\sigma_+^2(c)}{f(c)} \right) (1 + o_p(1)).$$

Here,

$$K_1 = \int t^3 K^*(t) dt \quad \text{and} \quad K_2 = \int (K^*(t))^2 dt,$$

where

$$K^*(t) = \begin{pmatrix} 0 \\ 0 \\ 1 \end{pmatrix}' \begin{pmatrix} \mu_0 & \mu_1 & \mu_2 \\ \mu_1 & \mu_2 & \mu_3 \\ \mu_2 & \mu_3 & \mu_4 \end{pmatrix}^{-1} \begin{pmatrix} 1 \\ t \\ t^2 \end{pmatrix} \cdot K(t), \quad \text{with } \mu_k = \int q^k K(q) dq = \frac{1}{(k+1)},$$

so that

$$K^*(t) = \begin{pmatrix} 0 \\ 0 \\ 1 \end{pmatrix}' \begin{pmatrix} 1 & 1/2 & 1/3 \\ 1/2 & 1/3 & 1/4 \\ 1/3 & 1/4 & 1/5 \end{pmatrix}^{-1} \begin{pmatrix} 1 \\ t \\ t^2 \end{pmatrix} \cdot K(t) = (30 - 180t + 180t^2) \cdot \mathbf{1}_{[0,1]},$$

and therefore,  $K_1 = 1.5$  and  $K_2 = 180$ . Thus,

$$\text{MSE} = \left( \frac{1}{4} (m_+^{(3)}(c))^2 h^2 + 720 \frac{1}{Nh^5} \frac{\sigma_+^2(c)}{f_+(c)} \right) (1 + o_p(1)).$$

Minimizing this over  $h$  leads to

$$h_{2,+} = 7200^{1/7} \cdot \left( \frac{\sigma_+^2(c)}{f(c)(m_+^{(3)}(c))^2} \right)^{1/7} N_+^{-1/7} \approx 3.56 \cdot \left( \frac{\sigma_+^2(c)}{f(c)(m_+^{(3)}(c))^2} \right)^{1/7} N_+^{-1/7}.$$

*Proof of Theorem 4.1.* Before directly proving the three claims in the theorem, we make some preliminary observations. Write

$$h_{\text{opt}} = C_{\text{opt}} \cdot N^{-1/5}, \quad \text{with } C_{\text{opt}} = C_K \cdot \left( \frac{\sigma_-^2(c) + \sigma_+^2(c)}{f(c) \cdot \left( (m_+^{(2)}(c) - m_-^{(2)}(c))^2 \right)} \right)^{1/5}$$



and

$$\hat{h}_{\text{opt}} = \hat{C}_{\text{opt}} \cdot N^{-1/5}, \quad \text{with } \hat{C}_{\text{opt}} = C_K \cdot \left( \frac{\hat{\sigma}_-^2(c) + \hat{\sigma}_+^2(c)}{\hat{f}(c) \cdot ((\hat{m}_+^{(2)}(c) - \hat{m}_-^{(2)}(c))^2 + \hat{r}_+ + \hat{r}_-)} \right)^{1/5}.$$

First, we show that the various estimates of the functionals in  $\hat{C}_{\text{opt}}$ ,  $\hat{\sigma}_-^2(c)$ ,  $\hat{\sigma}_+^2(c)$ ,  $\hat{f}(c)$ ,  $\hat{m}_+^{(2)}(c)$  and  $\hat{m}_-^{(2)}(c)$  converge to their counterparts in  $C_{\text{opt}}$ ,  $\sigma_-^2(c)$ ,  $\sigma_+^2(c)$ ,  $f(c)$ ,  $m_+^{(2)}(c)$  and  $m_-^{(2)}(c)$ . Consider  $\hat{f}(c)$ . This is a histogram estimate of density at  $c$ , with bandwidth  $h = CN^{-1/5}$ . Hence,  $\hat{f}(c)$  is consistent for  $f(c)$  if  $f_-(c) = f_+(c) = f(c)$ , if the left- and right-hand limit are equal and for  $(f_-(c) + f_+(c))/2$  if they are different.

Next, consider  $\hat{\sigma}_-^2(c)$  (and  $\hat{\sigma}_+^2(c)$ ). Because it is based on a bandwidth  $h = C \cdot N^{-1/5}$  that converges to zero, it is consistent for  $\sigma_-^2(c)$  if  $\sigma_-^2(c) = \sigma_+^2(c) = \sigma^2(c)$ .

Third, consider  $\hat{m}_+^{(2)}(c)$ . This is a local quadratic estimate using a one-sided uniform kernel. From (Fan and Gijbels, 1996, Theorem 3.2), it follows that to guarantee consistency of  $\hat{m}_+^{(2)}(c)$  for  $m_+^{(2)}(c)$ , we need both

$$h_{2,+} = o_p(1) \quad \text{and} \quad (Nh_{2,+}^5)^{-1} = o_p(1). \tag{A.4}$$

Let  $m_3$  be the probability limit of  $\hat{m}^{(3)}(c)$ . This probability limit need not be equal to  $m^{(3)}(c)$ , but it will exist under the assumptions in Theorem 4.1. As long as this probability limit differs from zero, then  $h_{2,+} = O_p(N^{-1/7})$ , so that the two conditions in equation (A.4) are satisfied and  $\hat{m}_+^{(2)}(c)$  is consistent for  $m_+^{(2)}(c)$ .

Fourth, consider  $\hat{r}_+ = 2160\hat{\sigma}_+^2(c)/(N_{2,+}h_{2,+}^4)$ . The numerator converges to  $2160\sigma_+^2(c)$ . The denominator is  $N_{2,+} \cdot h_{2,+}^4 = C \cdot (N \cdot h_{2,+}) \cdot N^{-4/7} (1 + o_p(1)) = C \cdot N^{2/7} (1 + o_p(1))$ , so that the ratio is  $C \cdot N^{-2/7} (1 + o_p(1)) = o_p(1)$ . A similar result holds for  $\hat{r}_-$ .

Now we turn to the statements in Theorem 4.1. We will prove (iii), then (iv), and then (i) and (ii). First, consider (iii). If  $m_+^{(2)}(c) - m_-^{(2)}(c)$  differs from zero, then  $C_{\text{opt}}$  is finite. Moreover, in that case  $(\hat{m}_+^{(2)}(c) - \hat{m}_-^{(2)}(c))^2 + \hat{r}_+ + \hat{r}_-$  converges to  $(m_+^{(2)}(c) - m_-^{(2)}(c))^2$ , and  $\hat{C}_{\text{opt}}$  converges to  $C_{\text{opt}}$ . These two implications in turn lead to the result that  $(\hat{h}_{\text{opt}} - h_{\text{opt}})/h_{\text{opt}} = (\hat{C}_{\text{opt}} - C_{\text{opt}})/C_{\text{opt}} = o_p(1)$ , finishing the proof for (iii).

Next, we prove (iv). Because  $h_{\text{opt}} = C_{\text{opt}} \cdot N^{-1/5}$ , it follows that

$$\text{MSE}(h_{\text{opt}}) = \text{AMSE}(h_{\text{opt}}) + o_p \left( h_{\text{opt}}^4 + \frac{1}{N \cdot h_{\text{opt}}} \right) = \text{AMSE}(h_{\text{opt}}) + o_p(N^{-4/5}).$$

Because  $\hat{h}_{\text{opt}} = (\hat{C}_{\text{opt}}/C_{\text{opt}}) \cdot C_{\text{opt}} N^{-1/5}$  and  $\hat{C}_{\text{opt}}/C_{\text{opt}} \rightarrow 1$  it follows that

$$\text{MSE}(\hat{h}_{\text{opt}}) = \text{AMSE}(\hat{h}_{\text{opt}}) + o_p(N^{-4/5}).$$

Therefore,

$$N^{4/5} \cdot (\text{MSE}(\hat{h}_{\text{opt}}) - \text{MSE}(h_{\text{opt}})) = N^{4/5} \cdot (\text{AMSE}(\hat{h}_{\text{opt}}) - \text{AMSE}(h_{\text{opt}})) + o_p(1),$$

and

$$\begin{aligned} \frac{\text{MSE}(\hat{h}_{\text{opt}}) - \text{MSE}(h_{\text{opt}})}{\text{MSE}(h_{\text{opt}})} &= \frac{N^{4/5} \cdot (\text{MSE}(\hat{h}_{\text{opt}}) - \text{MSE}(h_{\text{opt}}))}{N^{4/5} \cdot \text{MSE}(h_{\text{opt}})} \\ &= \frac{N^{4/5} \cdot (\text{AMSE}(\hat{h}_{\text{opt}}) - \text{AMSE}(h_{\text{opt}})) + o_p(1)}{N^{4/5} \cdot \text{AMSE}(h_{\text{opt}}) + o_p(1)} \\ &= \frac{N^{4/5} \cdot (\text{AMSE}(\hat{h}_{\text{opt}}) - \text{AMSE}(h_{\text{opt}}))}{N^{4/5} \cdot \text{AMSE}(h_{\text{opt}})} + o_p(1). \end{aligned}$$

Because  $N^{4/5} \cdot \text{AMSE}(h_{\text{opt}})$  converges to a non-zero constant, all that is left to prove in order to establish (iv) is that

$$N^{4/5} \cdot (\text{AMSE}(\hat{h}_{\text{opt}}) - \text{AMSE}(h_{\text{opt}})) = o_p(1). \tag{A.5}$$

Substituting in, we have

$$\begin{aligned} N^{4/5} \cdot (\text{AMSE}(\hat{h}_{\text{opt}}) - \text{AMSE}(h_{\text{opt}})) &= C_1 \cdot (m_+^{(2)}(c) - m_-^{(2)}(c))^2 \cdot ((N^{1/5} h_{\text{opt}})^4 - N^{1/5} \hat{h}_{\text{opt}}^4) \\ &+ \left( \frac{C_2}{N^{1/5} \cdot h_{\text{opt}}} - \frac{C_2}{N^{1/5} \cdot \hat{h}_{\text{opt}}} \right) \cdot \left( \frac{\sigma_+^2(c)}{f(c)} + \frac{\sigma_-^2(c)}{f(c)} \right) = o_p(1) \end{aligned}$$

because  $N^{1/5} h_{\text{opt}} - N^{1/5} \hat{h}_{\text{opt}} = C_{\text{opt}} - \hat{C}_{\text{opt}} = o_p(1)$ , so that equation (A.5) holds, and therefore, (iv) holds.

Now we turn to (i). If Assumption 3.6 holds,  $\hat{h}_{\text{opt}} = \hat{C}_{\text{opt}} N^{-1/5}$ , with  $\hat{C}_{\text{opt}} \rightarrow C_{\text{opt}}$ , a non-zero constant. Then, Lemma 3.1 implies that  $\text{MSE}(\hat{h}_{\text{opt}})$  is  $O_p(\hat{h}_{\text{opt}}^4 + N^{-1}\hat{h}_{\text{opt}}^{-1}) = O_p(N^{-4/5})$  so that  $\hat{\tau}_{\text{SRD}} - \tau_{\text{SRD}} = O_p(N^{-2/5})$ . Next consider (ii). If Assumption 3.6 does not hold and  $m_+^{(2)}(c) - m_+^{(2)}(c) = 0$ . Because  $h_{2,+} = CN^{-1/7}$ , it follows that  $r_+ = CN_+^{-1}h^{-4} = CN^{-2/7}(1 + o_p(1))$  (with each time different constants  $C$ ), it follows that  $\hat{h}_{\text{opt}} = C(N^{2/7})^{1/5}N^{-1/5} = CN^{-1/7}$ , so that the  $\text{MSE}(h) = CN^{-6/7} + \tilde{C}N^{-6/7} = CN^{-6/7}$  (note that the leading bias term is now  $O(h^3)$  so that the square of the bias is  $O(h^6) = O(N^{-6/7})$ ) and thus  $\hat{\tau}_{\text{SRD}} - \tau_{\text{SRD}} = O_p(N^{-3/7})$ , and thus the result holds.  $\parallel$

*Acknowledgment.* Financial support for this research was generously provided through National Science Foundation grants 0631252, 0820361, and 0961707. We are grateful to David Lee for making his data available and to Joshua Angrist, Tom Cook, Tom Lemieux, Doug Miller, Fernando Yu, Fanyin Zheng, a co-editor, and three referees for comments.

## REFERENCES

- ANGRIST, J. and LAVY, V. (1999) "Using Maimonides' Rule to Estimate the Effect of Class Size to Estimate the Effect of Class Size on Scholastic Achievement", *Quarterly Journal of Economics*, **114**, 533–575.
- BLACK, S., (1999), "Do Better Schools Matter? Parental Valuation of Elementary Education", *Quarterly Journal of Economics*, **114**, 577–599.
- CHAY, K. and GREENSTONE, M. (2005) "Does Air Quality Matter? Evidence from the Housing Market", *Journal of Political Economy*, **103**, 376–424.
- CHENG, M.-Y., FAN, J. and MARRON, J. S. (1997), "On Automatic Boundary Corrections", *Annals of Statistics*, **25**, 1691–1708.
- COOK, T. (2008), "Waiting for Life to Arrive: A History of the Regression-Discontinuity Design in Psychology, Statistics and Economics", *Journal of Econometrics*, **142**, 636–654.
- DESJARDINS, S. and MCCALL, B. (2008), "The Impact of the Gates Millennium Scholars Program on the Retention, College Finance- and Work-Related Choices, and Future Educational Aspirations of Low-Income Minority Students" (Unpublished Manuscript).
- FAN, J. and GIJBELS, I. (1992), "Variable Bandwidth and Local Linear Regression Smoothers", *Annals of Statistics*, **20**, 2008–2036.
- FAN, J. and GIJBELS, I. (1996), *Local Polynomial Modeling and its Implications*, Monographs on Statistics and Applied Probability no. 66 (Boca Raton: Chapman and Hall/CRC).
- FRANSEN, B. (2008), "A Nonparametric Estimator for Local Quantile Treatment Effects in the Regression Discontinuity Design" (Unpublished Working Paper, Department of Economics, MIT).
- FRÖLICH, M. (2007), "Regression Discontinuity Design with Covariates" (IZA Discussion Paper No. 3024, Bonn).
- FRÖLICH, M. and MELLY, B. (2008), "Quantile Treatment Effects in the Regression Discontinuity Design" (IZA Discussion Paper No. 3638, Bonn).
- HAHN, J., TODD, P. and VAN DER KLAUW, W. (2001), "Regression Discontinuity", *Econometrica*, **69**, 201–209.
- HÄRDLE, W. (1992), *Applied Nonparametric Regression* (Cambridge: Cambridge University Press).
- IMBENS, G. and ANGRIST J. (1994), "Identification and Estimation of Local Average Treatment Effects", *Econometrica*, **61**, 467–476.
- IMBENS, G. and LEMIEUX, T. (2008), "Regression Discontinuity Designs", *Journal of Econometrics*, **142**, 615–635.
- KALYANARAMAN, K. (2008), "Bandwidth Selection for Linear Functionals of the Regression Function" (unpublished, Department of Economics, University College London).
- LEE, D. (2008), "Randomized Experiments from Non-random Selection in U.S. House Elections", *Journal of Econometrics*, **142**, 675–697.
- LEE, D. and LEMIEUX, T. (2010), "Regression Discontinuity Designs in Economics", *Journal of Economic Literature*, **48**, 281–355.
- LI, K.-C. (1987), "Asymptotic Optimality for  $C_p$ ,  $C_L$ , Cross-validation and Generalized Cross-validation: Discrete Index Set", *Annals of Statistics*, **15**, 958–975.
- LUDWIG, J. and MILLER, D. (2005), "Does Head Start Improve Children's Life Chances? Evidence from a Regression Discontinuity Design" (NBER Working Paper No. 11702).
- LUDWIG, J. and MILLER, D. (2007), "Does Head Start Improve Children's Life Chances? Evidence from a Regression Discontinuity Design", *Quarterly Journal of Economics*, **122**, 159–208.
- MCCRARY, J. (2008), "Manipulation of the Running Variable in the Regression Discontinuity Design: A Density Test", *Journal of Econometrics*, **142**, 698–714.
- PORTER, J. (2003), "Estimation in the Regression Discontinuity Model" (unpublished, Department of Economics, University of Wisconsin, Madison).
- RUBIN, D. (1974), "Estimating Causal Effects of Treatments in Randomized and Non-randomized Studies", *Journal of Educational Psychology*, **66**, 688–701.
- RUPPERT, D. and WAND, M. P. (1994), "Multivariate Locally Weighted Least Squares Regression", *Annals of Statistics*, **22**, 1346–1370.

- SHADISH, W., CAMPBELL, T. and COOK, D. (2002), *Experimental and Quasi-experimental Designs for Generalized Causal Inference* (Boston: Houghton and Mifflin).
- STONE, C. (1982), "Optimal Global Rates of Convergence for Nonparametric Regression", *Annals of Statistics*, **10**, 1040–1053.
- THISTLEWAITE, D. and CAMPBELL, D. (1960), "Regression-Discontinuity Analysis: An Alternative to the Ex-post Facto Experiment", *Journal of Educational Psychology*, **51**, 309–317.
- VAN DER KLAUW, W. (2002), "A Regression-discontinuity Evaluation of the Effect of Financial Aid Offers on College Enrollment", *International Economic Review*, **43**, 1249–1287.
- VAN DER KLAUW, W. (2008), "Regression-Discontinuity Analysis: A Survey of Recent Developments in Economics", *Labour*, **22**, 219–245.
- WAND, M. and JONES, M. (1994), *Kernel Smoothing* (Boca Raton, FL: Chapman and Hall).